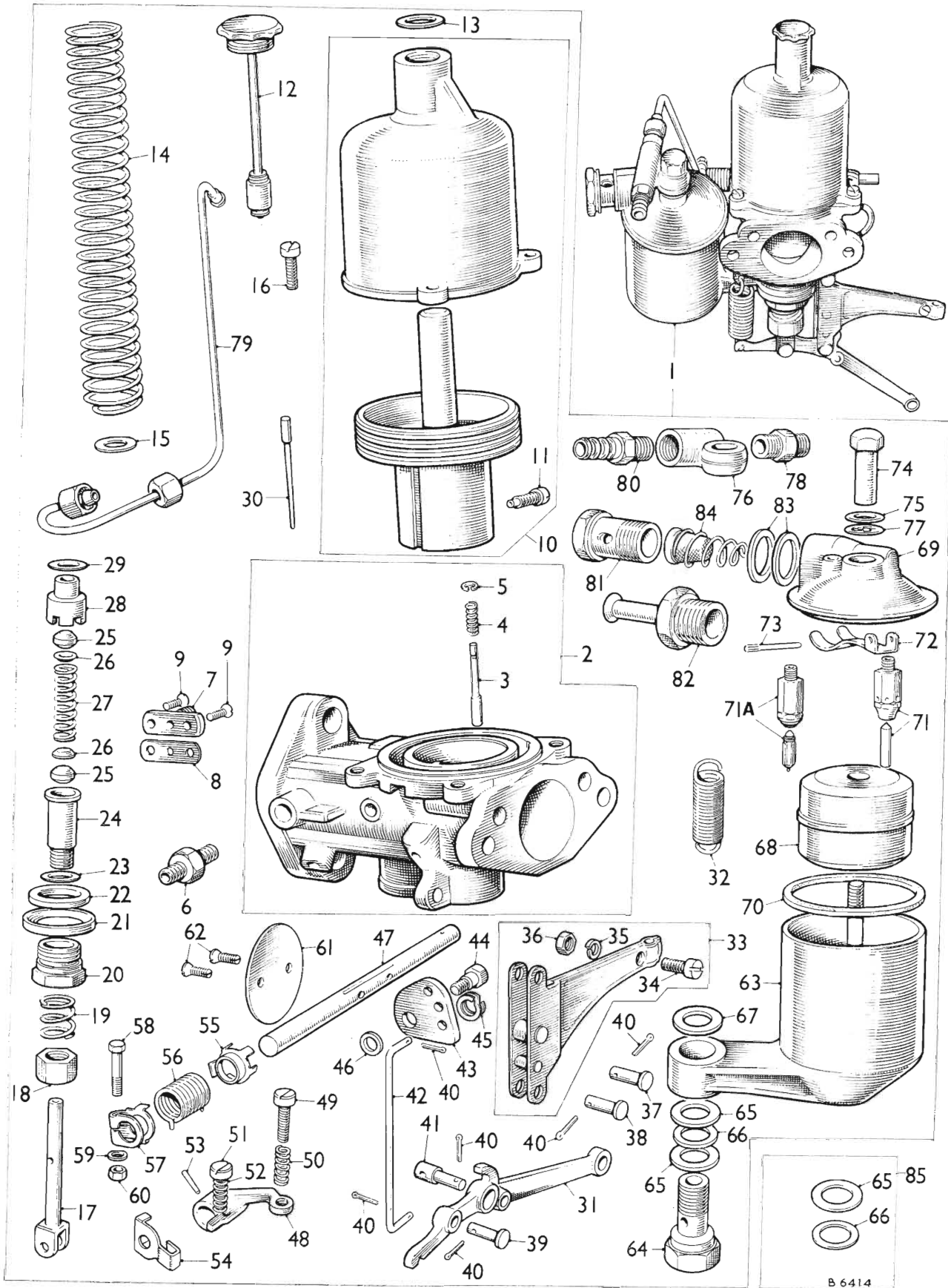


CARBURETTERS—TYPE H4

							<i>Page</i>	<i>Plate</i>
SINGLE ASSEMBLIES								
AUC 745	SC 2, SC 3	C 1
AUC 858	SC 2, SC 3	C 1
TWIN INSTALLATION								
AUC 598	SC 4-SC 8	C 2-C 4
AUC 718	SC 9-SC 13	C 5-C 7
AUC 728	SC 14-SC 18	C 8-C 10
AUC 735	SC 19-SC 23	C 11-C 13
AUC 761	SC 4-SC 8	C 2-C 4
AUC 782	SC 24-SC 28	C 14-C 16
AUC 783	SC 24-SC 28	C 14-C 16
AUC 784	SC 29-SC 33	C 17-C 19
AUC 815	SC 34-SC 38	C 20-C 22
AUC 818	SC 39-SC 43	C 23-C 25
AUC 824	SC 44-SC 48	C 26-C 28
AUC 843	SC 19-SC 23	C 11-C 13
AUC 864	SC 49-SC 53	C 29-C 31
AUC 870	SC 49-SC 53	C 29-C 31
AUC 875	SC 19-SC 23	C 11-C 13
AUC 876	SC 19-SC 23	C 11-C 13
AUC 905	SC 54-SC 58	C 32-C 34
AUC 905	SC 59-SC 63	C 35-C 37
AUC 943	SC 64-SC 68	C 38-C 40
AUD 27	SC 54-SC 58	C 32-C 34
AUD 43	SC 54-SC 58	C 32-C 34
AUD 44	SC 59-SC 63	C 35-C 37
AUD 45	SC 59-SC 63	C 35-C 37
TRIPLE INSTALLATION								
AUC 510	SC 69-SC 73	C 41-C 44

SC 

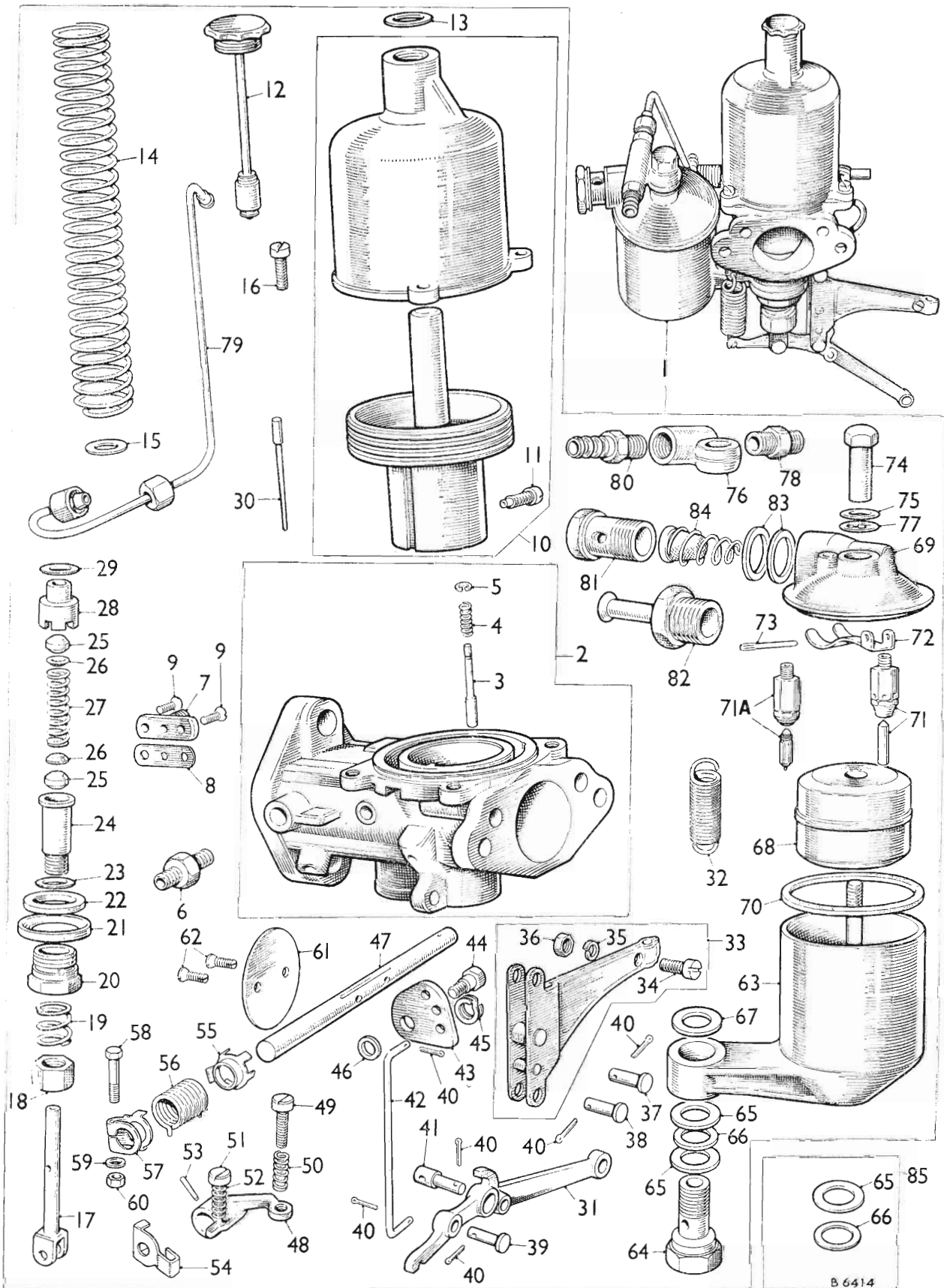


TYPE H4

CARBURETTER SERVICE PARTS LIST

AKD 5036

DESCRIPTION	Part No.	Illus. No.	Quantity	Stock recommds.			Change Point	REMARKS
				DIST.				
				Exp.	UK	D		
TYPE H 4								
SINGLE ASSEMBLIES								
Carburetter assembly	AUC 745	1	1	*	*		(E) 26M/1001 to 11667	
Carburetter assembly	AUC 858	1	1	*	*		(E) 26M/11668 on	
Body	AUC 6035	2	1					Not available; use AUD 9049
Body assembly	AUD 9049	2	1					
Pin—piston lifting	AUC 1249	3	1	*	*			
Spring—pin	AUC 1151	4	1	*	*			
Circlip—pin	AUC 1250	5	1					
Union—auto ignition	AUC 5100	6	1				(E) 26M/1001 to 10339	
Adaptor—weakening device	AUC 4775	7	1					
Gasket—adaptor	AUC 4196	8	1	*	*			
Screw—adaptor to body	AUC 2452	9	2					
Chamber and piston assembly	AUC 8019	10	1					
Screw—needle locking	AUC 2149	11	1					
Cap and damper	AUC 8102	12	1	*	*			
Washer (fibre)	AUC 4900	13	1	*	*			
Spring—piston—Green	AUC 1170	14	1	*	*			
Washer—thrust—spring	AUC 3071	15	1					
Screw—chamber to body	AUC 2175	16	3					
Jet	AUC 8182	17	1	*	*			
Nut—adjusting	AUC 2121	18	1					
Spring—adjusting nut	AUC 2114	19	1					
Nut—gland sealing	AUC 3232	20	1					
Ring—sealing (aluminium)	AUC 2117	21	1					
Ring—sealing (cork)	AUC 2118	22	1	*	*			
Washer—bottom bearing (copper)	AUC 3233	23	1					
Bearing—bottom	AUC 3231	24	1					
Washer—gland (cork)	AUC 2120	25	2	*	*			
Washer—gland (brass)	AUC 2119	26	2					
Spring—gland	AUC 1158	27	1					
Bearing—top	AUC 3230	28	1					
Washer—top bearing (copper)	AUC 2122	29	1					
Needle—jet								
Rich (BE)	AUD 1065	30	1	*	*			
Standard (No. 7)	AUD 1006	30	1	*	*			
Weak (AO)	AUD 1045	30	1	*	*			
Lever—jet	AUC 1031	31	1					
Spring—jet lever return	AUC 8117	32	1					Not available; use AUC 4667
Spring—jet lever return	AUC 4667	32	1	*	*			
Link assembly—jet lever	AUE 57	33	1					Part No. change; was AUC 1030
Bolt—link	AUA 1453	34	1					
Washer—spring	LWZ 303	35	1					Part No. change; was AUC 2246
Nut—bolt	AJD 8012 Z	36	1					Part No. change; was AUC 2156
Pin								
Link to body	AUC 2381	37	1					
Link to lever	AUC 2381	38	1					
Lever to jet	AUC 2381	39	1					
Split	CPS 0204	40	6					Part No. change; was AUC 2109
Swivel	AUC 4631	41	1					
Link—tension	AUC 4732	42	1					
Cam—slow running	AUC 4730	43	1					
Bolt—pivot	AUC 3471	44	1					
Washer—spring	AUC 3472	45	1					
Washer (aluminium)	AUC 4848	46	1					
Spindle—throttle	AUC 3514	47	1					
Lever—throttle stop	AUC 1033	48	1					
Screw—adjusting—lever	AUC 2521	49	1					
Spring—screw	AUC 2451	50	1					
Screw—slow running	AUC 2521	51	1					
Spring—screw	AUC 2451	52	1					
Pin—taper—lever	AUC 2106	53	1					
Restrictor—full open	AUC 5102	54	1					
Plate—return spring anchor	AUC 4770	55	1					
Spring—spindle return	AUC 4781	56	1					
Clip—end	AUC 4771	57	1					
Bolt—clip	AUC 2669	58	1					
Washer—plain	AUC 4612	59	1					
Nut—bolt	AJD 8014 Z	60	1					Part No. change; was AUC 2673
Disc—throttle	AUC 3116	61	1					
Screw—disc	AUC 1358	62	2					

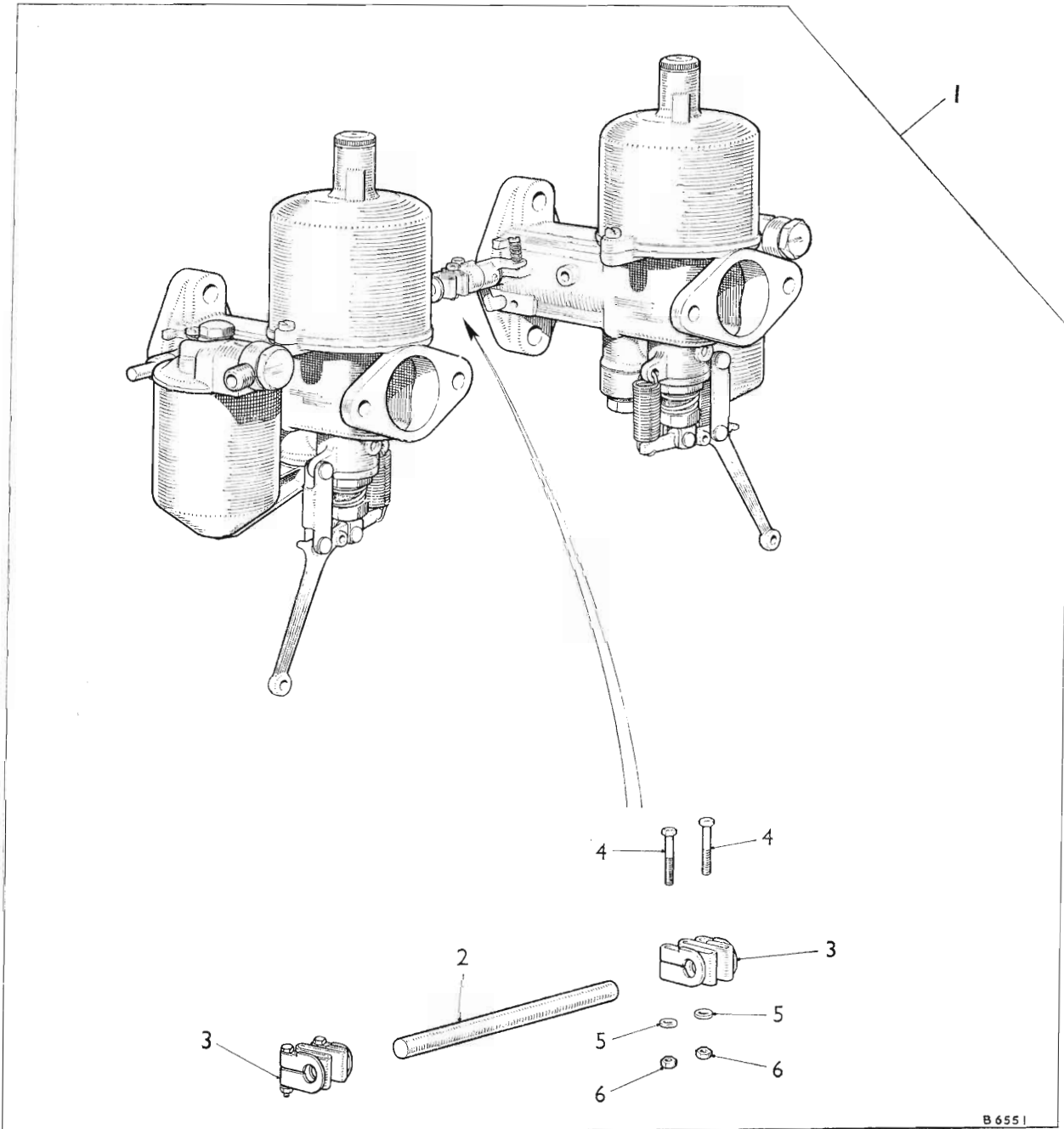


TYPE H4

CARBURETTER SERVICE PARTS LIST

AKD 5036

DESCRIPTION	Part No.	Illus. No.	Quantity	Stock recommds.			Change Point	REMARKS
				DIST.		D		
				Exp.	UK			
Type H4—continued								
Single Assemblies—continued								
Chamber—float	AUC 4815	63	1					
Bolt—float chamber to body	AUC 1541	64	1					
Washer								
(Fibre)	AUC 5027	65	2] Not available; use washer kit No. 6, AUE 6	
(Brass)	AUC 5026	66	1					
(Fibre)	AUC 2130	67	1					
Float	AUC 1123	68	1	*	*			
Lid—float chamber	AUC 4260	69	1					
Washer—lid	AUC 1147	70	1	*	*			
Needle and seat	AUC 8170	71	1					Not available; use AUD 9096
Needle and seat	AUD 9096	71A	1	*	*			
Lever—hinged	AUC 1980	72	1					
Pin—hinge—lever	AUC 1152	73	1					
Nut—cap—lid	AUC 1867	74	1					
Washer (aluminium)	AUC 1557	75	1					
Adaptor—banjo—lid	AUC 4701	76	1					
Washer (fibre)	AUC 1928	77	1	*	*			
Union—adaptor to pipe	AUC 4725	78	1					
Pipe—weakening device	AUC 1082	79	1					
Union—venturi	AUC 4787	80	1					
Bolt—banjo	AUC 2698	81	1			(E) 26M/1001 to 1167		
Nozzle—inlet	AUC 5139	82	1			(E) 26M/1168 on		
Washer (fibre)	AUC 2141	83	2/1	*	*			Quantity reduced at (E) 26M/11668
Filter	AUC 2139	84	1					
Kit—washer—No. 6	AUE 6	85	1	*	*			Part No. change; was AUC 6906
Washer (fibre)	AUC 5027	65	2					
Washer (brass)	AUC 5026	66	1					



TYPE H4

CARBURETTER SERVICE PARTS LIST

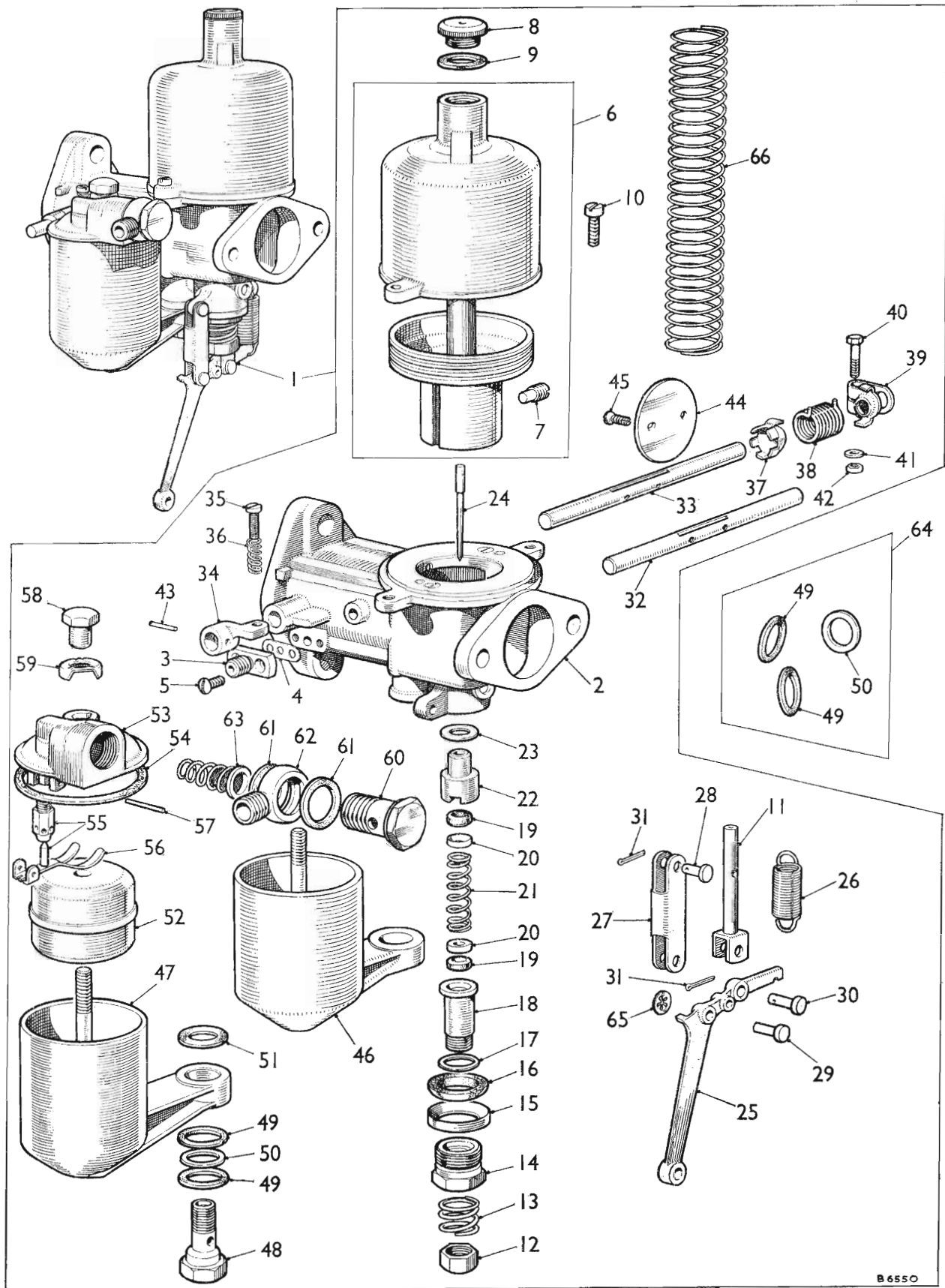
AKD 5036

DESCRIPTION	Part No.	Illus. No.	Quantity	Stock recommds.			Change Point	REMARKS
				DIST.		D		
				Exp.	UK			

Type H4—continued

TWIN INSTALLATION

Carburetter installation	AUC 598	1	1 pr	★	★	(E) DP25R/501 to 1549	
Carburetter installation	AUC 761	1	1 pr	★	★	(E) DP25R/1550 on	
Rod—throttle connecting	AUC 2399	2	1				
Coupling—rod	AUC 4334	3	2				
Bolt—coupling	AUC 2669	4	4				
Washer—plain	AUC 4612	5	4				
Nut—bolt	AJD 8014 Z	6	4				Part No. change; was AUC 2678



TYPE H4

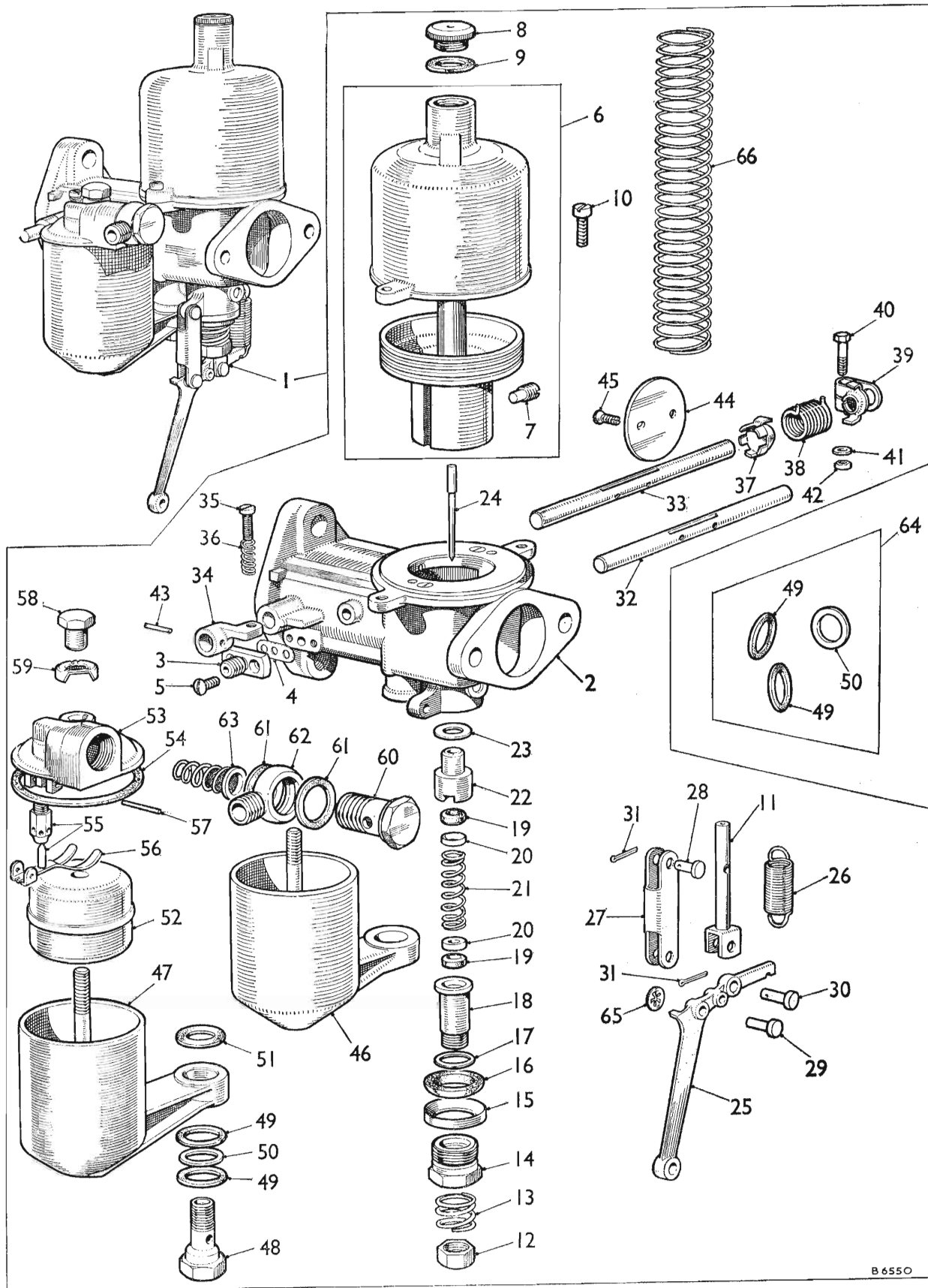
CARBURETTER SERVICE PARTS LIST

AKD 5036

DESCRIPTION	Part No.	Illus. No.	Quantity	Stock recommds.			Change Point	REMARKS
				DIST.				
				Exp.	UK	D		

Type H4—continued
Twin Installation—continued

Carburettor assembly—front	AUC 9006	1	1				(E) DP25R/501 to 1549	
Carburettor assembly—front	AUC 9026	1	1				(E) DP25R/1550 on	
Body	AUC 7050	2	1					Not available; use AUD 9068
Body assembly	AUD 9068	2	1					
Union—auto ignition	AUC 4953	3	1					
Gasket—union	AUC 4196	4	1	*	*			
Screw—union to body	AUC 2542	5	2					
Chamber and piston assembly	AUD 9034	6	1					
Screw—needle locking	AUC 2468	7	1					
Cap—oil	AUC 2144	8	1	*	*			
Washer—lock	AUC 1566	9	1	*	*			
Spring—piston—Yellow	AUC 1167	66	1	*	*			
Screw—chamber to body	AUC 2175	10	3					
Jet	AUC 8182	11	1	*	*			
Nut—adjusting	AUC 2121	12	1					
Spring—adjusting nut	AUC 2114	13	1					
Nut—gland sealing	AUC 3232	14	1					
Ring—sealing (aluminium)	AUC 2117	15	1					
Ring—sealing (cork)	AUC 2118	16	1	*	*			
Washer—bottom bearing (copper)	AUC 3233	17	1					
Bearing—bottom	AUC 3231	18	1					
Washer—gland (cork)	AUC 2120	19	2	*	*			
Washer—gland (brass)	AUC 2119	20	2					
Spring—gland	AUC 1158	21	1					
Bearing—top	AUC 3230	22	1					
Washer—top bearing (copper)	AUC 2122	23	1					
Needle—jet								
Rich (CY)	AUD 1115	24	1	*	*			
Standard (EE)	AUD 1152	24	1	*	*			
Weak (EM)	AUD 1160	24	1	*	*			
Lever—jet	AUC 3504	25	1					
Spring—jet lever return	AUC 4667	26	1	*	*			
Link—jet lever	AUE 373	27	1					Part No. change; was AUC 4819
Pin								
Link to body	AUC 2381	28	1					
Link to lever	AUC 5009	29	1					
Lever to jet	AUC 2108	30	1					
Split	CPS 0204	31	3					Part No. change; was AUC 2109
Washer—Starlock	AUC 5004	65	1					
Spindle—throttle	AUC 3213	32	1				(E) DP25R/501 to 1549	
Spindle—throttle	AUC 3347	33	1				(E) DP25R/1550 on	
Lever—throttle stop	AUC 2198	34	1					
Screw—adjusting	AUC 2521	35	1					
Spring—screw	AUC 2451	36	1					
Plate—return spring anchor	AUC 4770	37	1					
Spring—spindle return	AUC 4782	38	1					
Clip—end	AUC 4771	39	1				(E) DP25R/1550 on	
Bolt—clip	AUC 2669	40	1					
Washer—plain	AUC 4612	41	1					
Nut—bolt	AJD 8014 Z	42	1					Part No. change; was AUC 2673
Pin—taper	AUC 2106	43	1					
Disc—throttle	AUC 3116	44	1					
Screw—disc	AUC 1358	45	2					
Chamber—float	AUC 1159	46	1				(E) DP25R/501 to 1549	
Chamber—float	AUC 1208	47	1				(E) DP25R/1550 on	
Bolt—float chamber to body	AUC 1541	48	1					
Washer								
(Fibre)	AUC 5027	49	2					
(Brass)	AUC 5026	50	1					
(Fibre)	AUC 2130	51	1					Not available; use washer kit No. 6, AUE 6
Float	AUC 1123	52	1	*	*			



TYPE H4

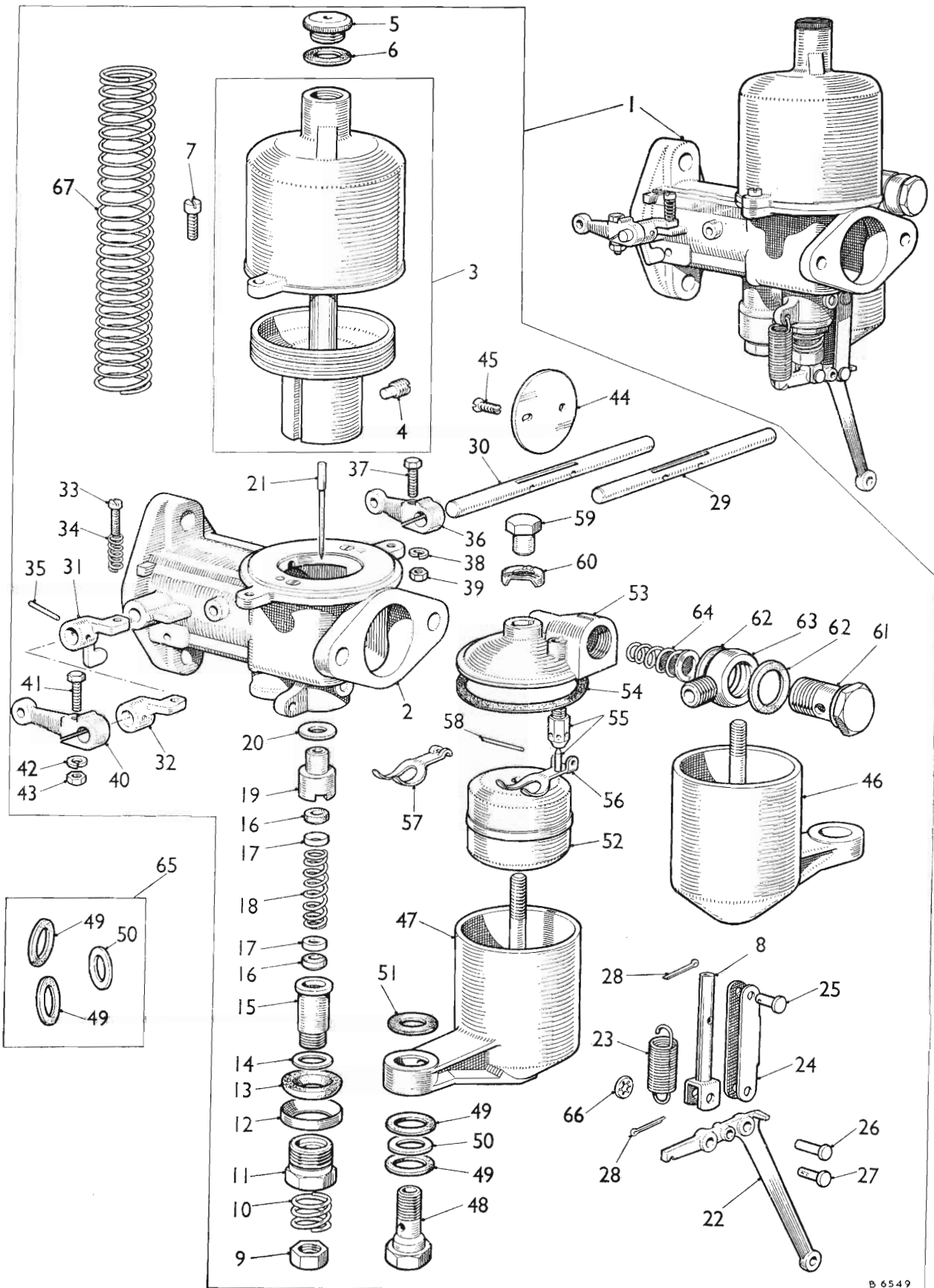
CARBURETTER SERVICE PARTS LIST

AKD 5036

	DESCRIPTION	Part No.	Illus. No.	Quantity	Stock recommds.			Change Point	REMARKS
					DIST.				
					Exp.	UK	D		

Type H4—continued
Twin Installation—continued

Lid—float chamber.....	AUC 1160	53	1					Not available; use AUC 4260 with 1 off cover cap AUC 1245
Lid—float chamber.....	AUC 4260	53	1					
Washer—lid	AUC 1147	54	1	*	*			
Needle and seat	AUC 8086	55	1	*	*			
Lever—hinged	AUC 1980	56	1					
Pin—hinge	AUC 1152	57	1					
Nut—cap	AUC 1163	58	1					
Cap—cover.....	AUC 1606	59	1					Not available; use AUC 1245
Cap—cover.....	AUC 1245	59	1					
Bolt—banjo	AUC 2698	60	1					
Washer (fibre)	AUC 2141	61	2	*	*			
Union—banjo	AUC 2695	62	1					
Filter	AUC 2139	63	1					
Kit—washer—No. 6	AUC 6	64	1	*	*			Part No. change; was AUC 6906
Washer (fibre)	AUC 5027	49	2					
Washer (brass).....	AUC 5026	50	1					

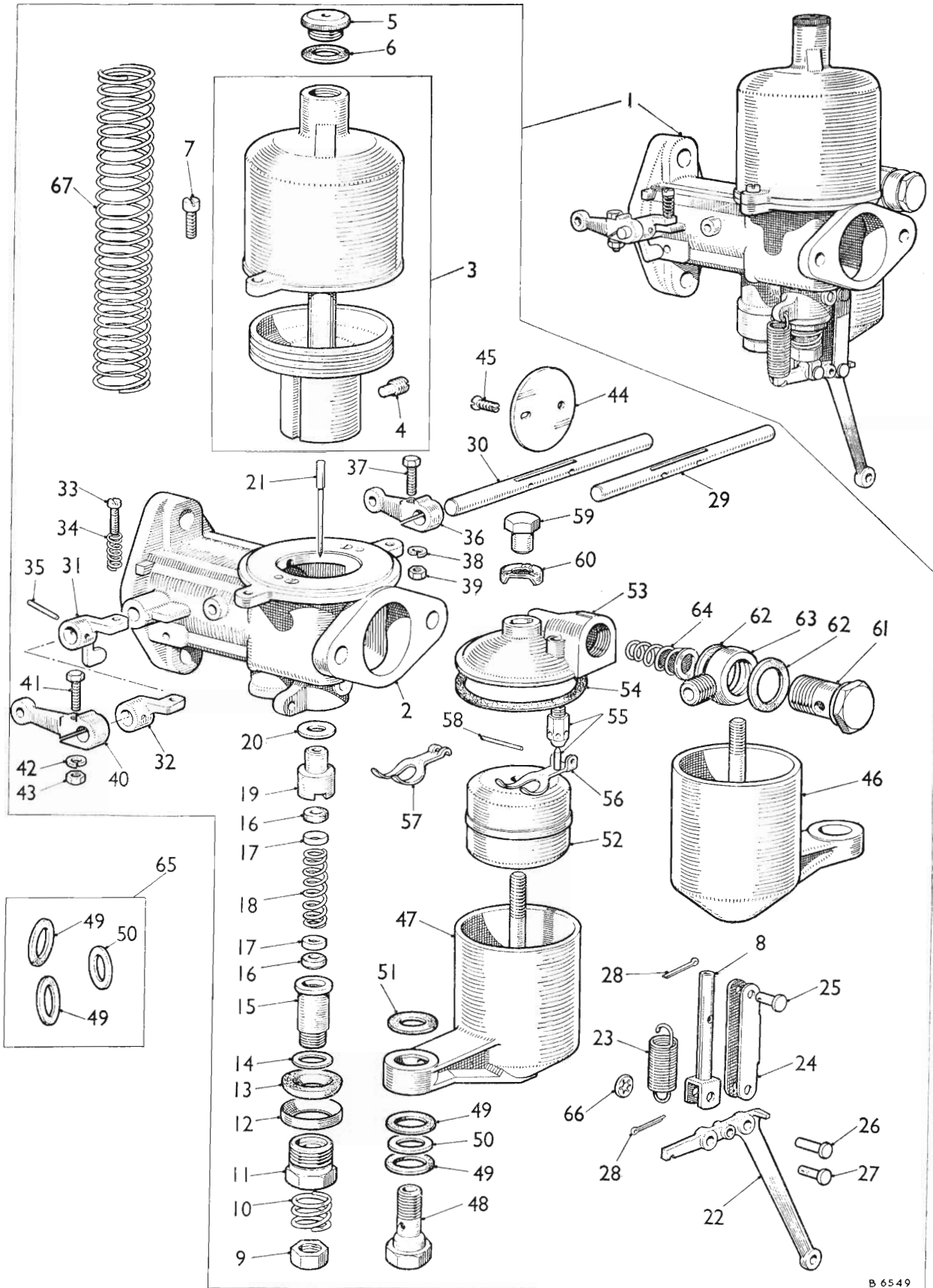


TYPE H4

CARBURETTER SERVICE PARTS LIST

AKD 5036

DESCRIPTION	Part No.	Illus. No.	Quantity	Stock recommds.			Change Point	REMARKS
				DIST.		D		
				Exp.	UK			
Carburettor assembly—rear	AUC 9007	1	1				(E) DP25R/501 to 1549	
Carburettor assembly—rear	AUC 9027	1	1				(E) DP25R/1550 on	
Body	AUC 7053	2	1					Not available; use AUD 9071
Body	AUD 9071	2	1					
Chamber and piston assembly	AUD 9034	3	1					
Screw—needle locking	AUC 2468	4	1					
Cap—oil	AUC 2144	5	1	*	*			
Washer—lock	AUC 1566	6	1	*	*			
Spring—piston—Yellow	AUC 1167	67	1	*	*			
Screw—chamber to body	AUC 2175	7	3					
Jet	AUC 8182	8	1	*	*			
Nut—adjusting	AUC 2121	9	1					
Spring—adjusting nut	AUC 2114	10	1					
Nut—gland sealing	AUC 3232	11	1					
Ring—sealing (aluminium)	AUC 2117	12	1					
Ring—sealing (cork)	AUC 2118	13	1	*	*			
Washer—bottom bearing (copper)	AUC 3233	14	1					
Bearing—bottom	AUC 3231	15	1					
Washer—gland (cork)	AUC 2120	16	2	*	*			
Washer—gland (brass)	AUC 2119	17	2					
Spring—gland	AUC 1158	18	1					
Bearing—top	AUC 3230	19	1					
Washer—top bearing (copper)	AUC 2122	20	1					
Needle—jet								
Rich (CY)	AUD 1115	21	1	*	*			
Standard (EE)	AUD 1152	21	1	*	*			
Weak (EM)	AUD 1160	21	1	*	*			
Lever—jet	AUC 3504	22	1					
Spring—jet lever return	AUC 4667	23	1	*	*			
Link—jet lever	AUE 373	24	1					Part No. change; was AUC 4819
Pin								
Link to body	AUC 2381	25	1					
Link to lever	AUC 5009	26	1					
Lever to jet	AUC 2108	27	1					
Split	CPS 0204	28	3					Part No. change; was AUC 2109
Washer—Starlock	AUC 5004	66	1					
Spindle—throttle	AUC 3348	29	1				(E) DP25R/501 to 1549	
Spindle—throttle	AUC 3347	30	1				(E) DP25R/1550 on	
Lever—throttle stop	AUC 2199	31	1				(E) DP25R/501 to 1549	
Lever—throttle stop	AUC 2198	32	1				(E) DP25R/1550 on	
Screw—adjusting	AUC 2521	33	1					
Spring—screw	AUC 2451	34	1					
Pin—taper—lever	AUC 2106	35	1					
Lever—throttle	AUC 1502	36	1					
Bolt—lever	AJD 1042	37	1					Part No. change; was AUC 2694
Washer—spring	LWZ 303	38	1					Part No. change; was AUC 2246
Nut—bolt	AJD 8012 Z	39	1					Part No. change; was AUC 2156
Lever	AUC 1202	40	1					Part No. change; was AUC 2694
Bolt—lever	AJD 1042	41	1					Part No. change; was AUC 2246
Washer—spring	LWZ 303	42	1					Part No. change; was AUC 2246
Nut—bolt	AJD 8012 Z	43	1					Part No. change; was AUC 2156
Disc—throttle	AUC 3116	44	1					
Screw—disc	AUC 1358	45	2					



B 6549

TYPE H4

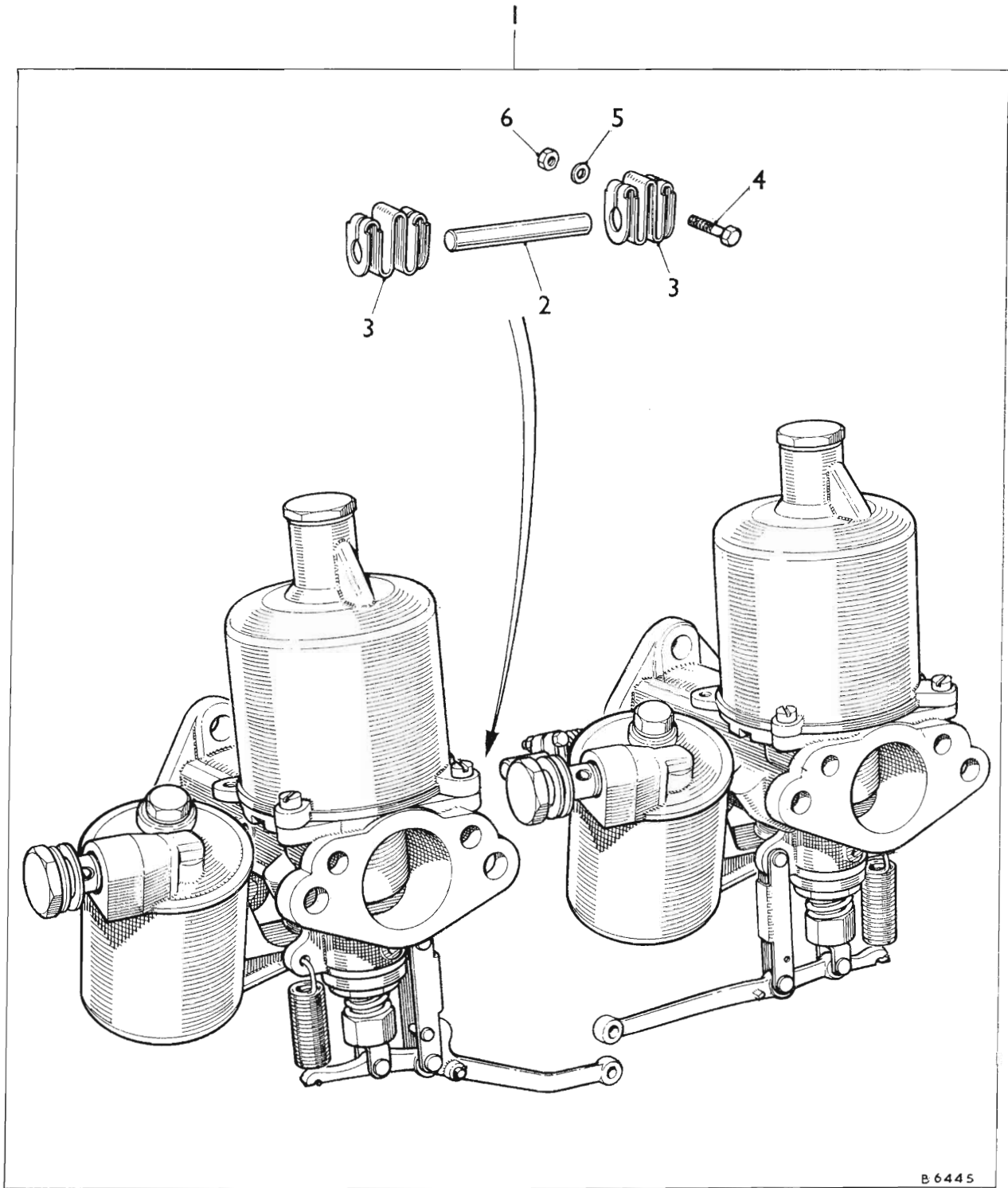
CARBURETTER SERVICE PARTS LIST

AKD 5036

DESCRIPTION	Part No.	Illus. No.	Quantity	Stock recommds.			Change Point	REMARKS
				DIST.				
				Exp.	UK	D		

Type H4—continued
Twin Installation—continued

Chamber—float	AUC 1159	46	1				(E) DP25R/501 to 1549	
Chamber—float	AUC 1208	47	1				(E) DP25R/1550 on	
Bolt—float chamber to body	AUC 1541	48	1					
Washer								
(Fibre).....	AUC 5027	49	2] Not available; use washer kit No. 6, AUE 6
(Brass)	AUC 5026	50	1					
(Fibre).....	AUC 2180	51	1					
Float	AUC 1123	52	1	*	*			
Lid—float chamber.....	AUC 1161	53	1					Not available; use AUC 4261 with 1 off cover cap AUC 1245
	AUC 4261	53	1					Not available; use AUD 2284 with 1 off lever AUD 2285
	AUD 2284	53	1					
Washer—lid	AUC 1147	54	1	*	*			
Needle and seat	AUC 8086	55	1	*	*			
Lever—hinged	AUC 1980	56	1					
Lever—hinged	AUD 2285	57	1					For use with AUD 2284
Pin—hinge	AUC 1152	58	1					
Nut—cap	AUC 1163	59	1					
Cap—cover.....	AUC 1606	60	1					Not available; use AUC 1245
Cap—cover.....	AUC 1245	60	1					
Bolt—banjo	AUC 2698	61	1					
Washer (fibre)	AUC 2141	62	2	*	*			
Union—banjo	AUC 2695	63	1					
Filter	AUC 2139	64	1					
Kit—washer—No. 6	AUE 6	65	1	*	*			Part No. change; was AUC 6906
Washer (fibre)	AUC 5027	49	2					
Washer (brass).....	AUC 5026	50	1					



B 6445

TYPE H4

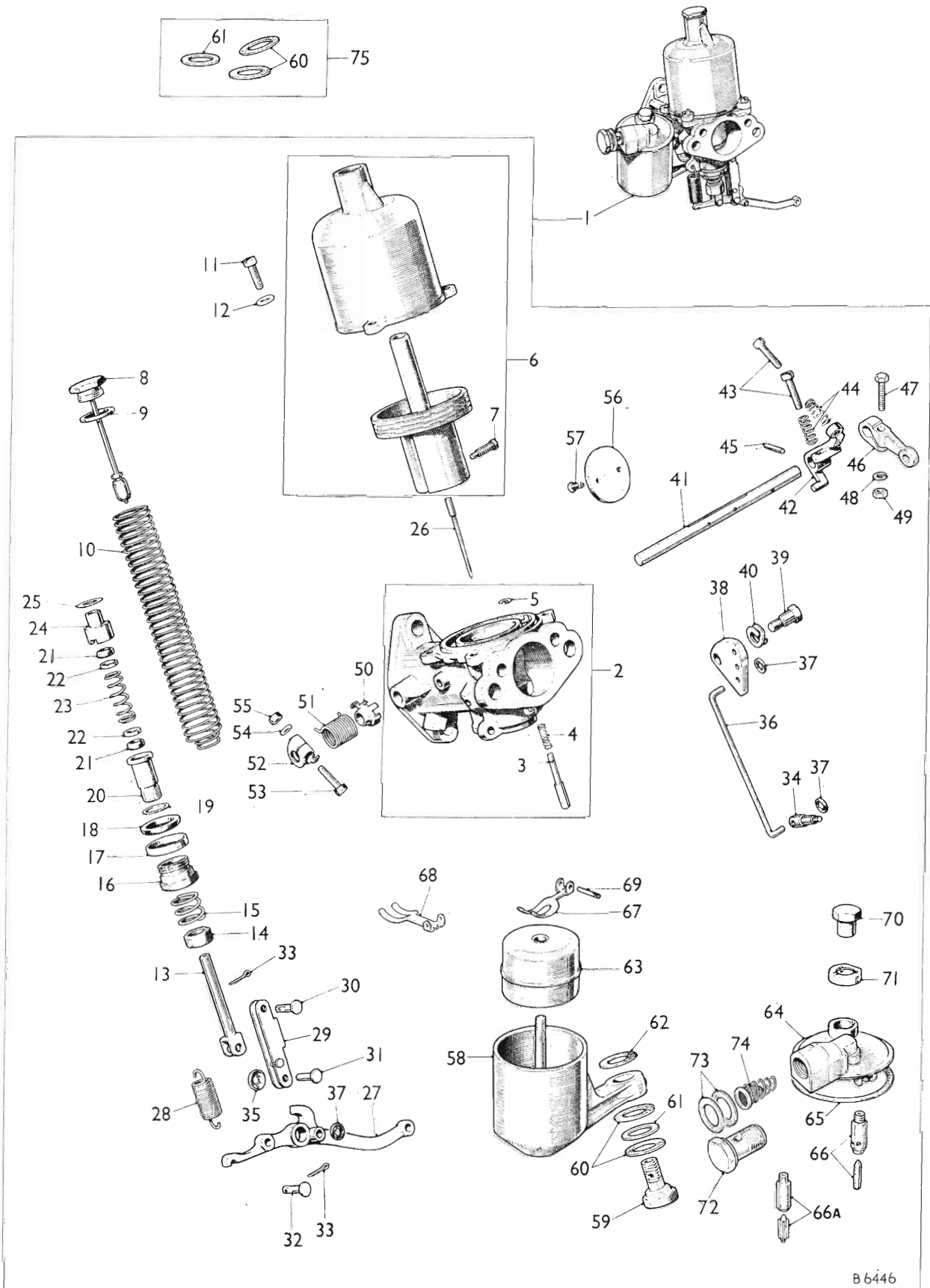
CARBURETTER SERVICE PARTS LIST

AKD 5036

	DESCRIPTION	Part No.	Illus. No.	Quantity	Stock recommds.			Change Point	REMARKS
					DIST.				
					Exp.	UK	D		

Type H4—continued
Twin Installation—continued

Carburetter installation	AUC 718	1	1 pr.	*	*			
Rod—throttle connecting	AUC 2397	2	1					
Coupling—rod	AUC 4334	3	2					
Bolt—coupling	AUC 2669	4	4					
Washer—plain	AUC 4612	5	4					
Nut—bolt	AJD 8014 Z	6	4					Part No. change; was AUC 2673

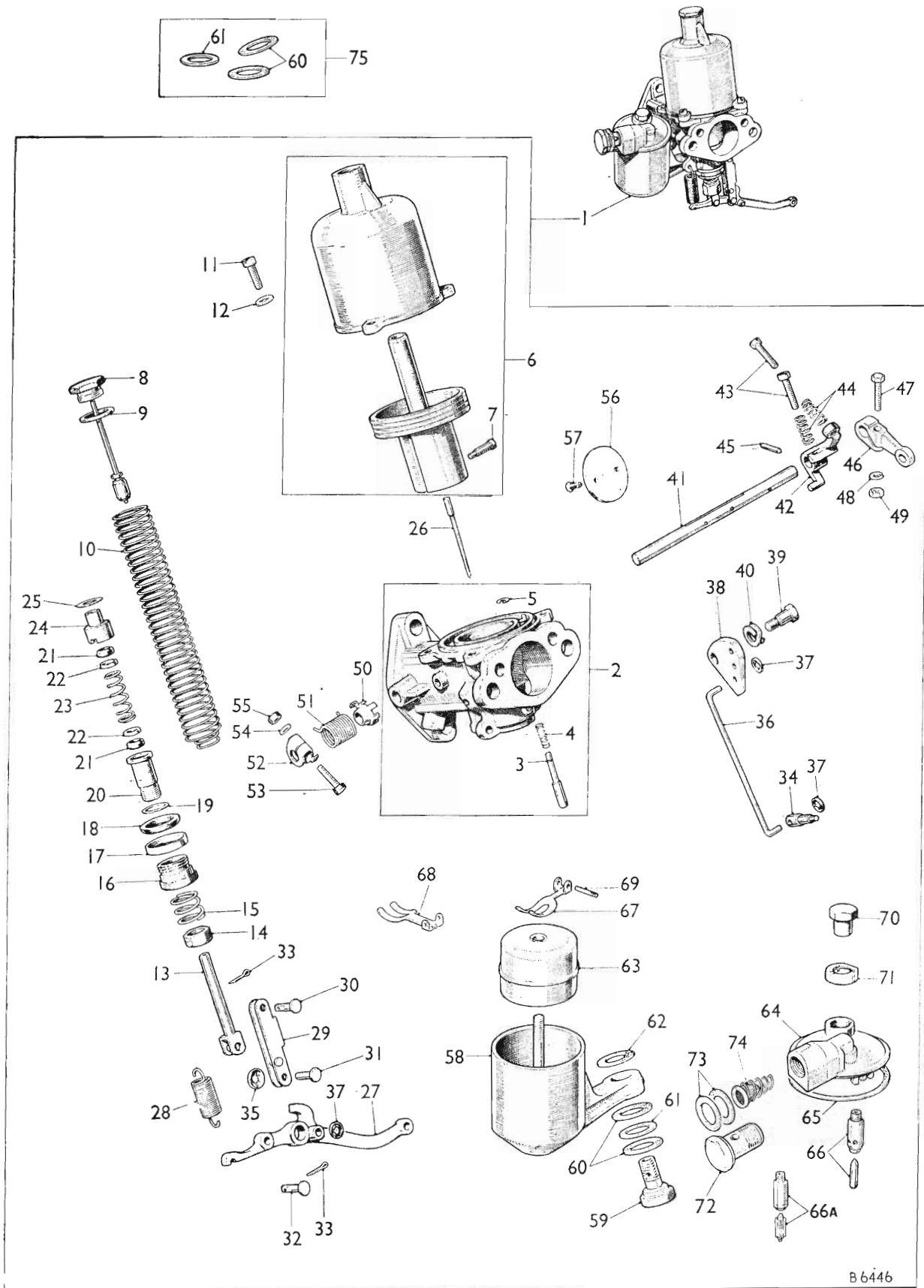


TYPE H4

CARBURETTER SERVICE PARTS LIST

AKD 5036

DESCRIPTION	Part No.	Illus. No.	Quantity	Stock recommds.			Change Point	REMARKS
				DIST.		D		
				Exp.	UK			
Type H4—continued								
Twin Installation—continued								
Carburettor assembly—front								
Body assembly	AUC 9134		1	1				
Pin—piston lifting	AUD 9045		2	1	*	*		
Spring—pin	AUC 1249		3	1	*	*		
Circlip—pin	AUC 1151		4	1				
Chamber and piston assembly	AUC 1250		5	1				
Screw—needle locking	AUC 8015		6	1				
Cap and damper	AUC 2468		7	1				
Washer (fibre)	AUC 8102		8	1	*	*		
Spring—piston—Yellow	AUC 4900		9	1	*	*		
Screw—chamber to body	AUC 1167		10	1	*	*		
Washer—shakeproof	AUC 2175		11	3				
	LWN 403		12	3				Part No. change; was AUA 4643
Jet	AUC 8182		13	1	*	*		
Nut—adjusting	AUC 2121		14	1				
Spring—adjusting nut	AUC 2114		15	1				
Nut—gland sealing	AUC 3232		16	1				
Ring—sealing (aluminium)	AUC 2117		17	1				
Ring—sealing (cork)	AUC 2118		18	1	*	*		
Washer—bottom bearing (copper)	AUC 3233		19	1				
Bearing—bottom	AUC 3231		20	1				
Washer—gland (cork)	AUC 2120		21	2	*	*		
Washer—gland (brass)	AUC 2119		22	2				
Spring—gland	AUC 1158		23	1				
Bearing—top	AUC 3230		24	1				
Washer—top bearing (copper)	AUC 2122		25	1				
Needle—jet								
Rich (QA)	AUD 1283		26	1	*	*		
Standard (QW)	AUD 1284		26	1	*	*		
Weak (AT)	AUD 1050		26	1	*	*		
Lever—jet	AUC 4823		27	1				
Spring—jet lever return	AUC 4667		28	1	*	*		
Link—jet lever	AUE 373		29	1				Part No. change; was AUC 4819
Pin								
Link to body	AUC 2381		30	1				
Link to lever	AUC 5009		31	1				
Lever to jet	AUC 2108		32	1				
Split	CPS 0204		33	2				Part No. change; was AUC 2109
Swivel	AUC 5011		34	1				
Washer—Starlock	AUC 5004		35	1				
Link—tension	AUC 4732		36	1				
Washer—Starlock	AUC 5002		37	3				
Cam—slow running	AUC 4730		38	1				
Bolt—pivot	AUC 3471		39	1				
Washer—spring	AUC 3472		40	1				
Spindle—throttle	AUC 3212		41	1				
Lever—throttle stop	AUC 4713		42	1				
Screw—adjusting	AUC 3464		43	2				
Spring—screw	AUC 3465		44	2				
Pin—taper	AUC 2106		45	1				
Lever—throttle	AUC 1196		46	1				
Bolt—lever	AJD 1042		47	1				
Washer—spring	LWZ 303		48	1				
Nut—bolt	AJD 8012 Z		49	1				
Plate—return spring anchor	AUC 4770		50	1				
Spring—spindle return	AUC 4781		51	1				
Clip—end	AUC 4771		52	1				
Bolt—clip	AUC 2669		53	1				
Washer—plain	AUC 4612		54	1				
Nut—bolt	AJD 8014 Z		55	1				Part No. change; was AUC 2673
Disc—throttle	AUC 3116		56	1				
Screw—disc	AUC 1358		57	2				

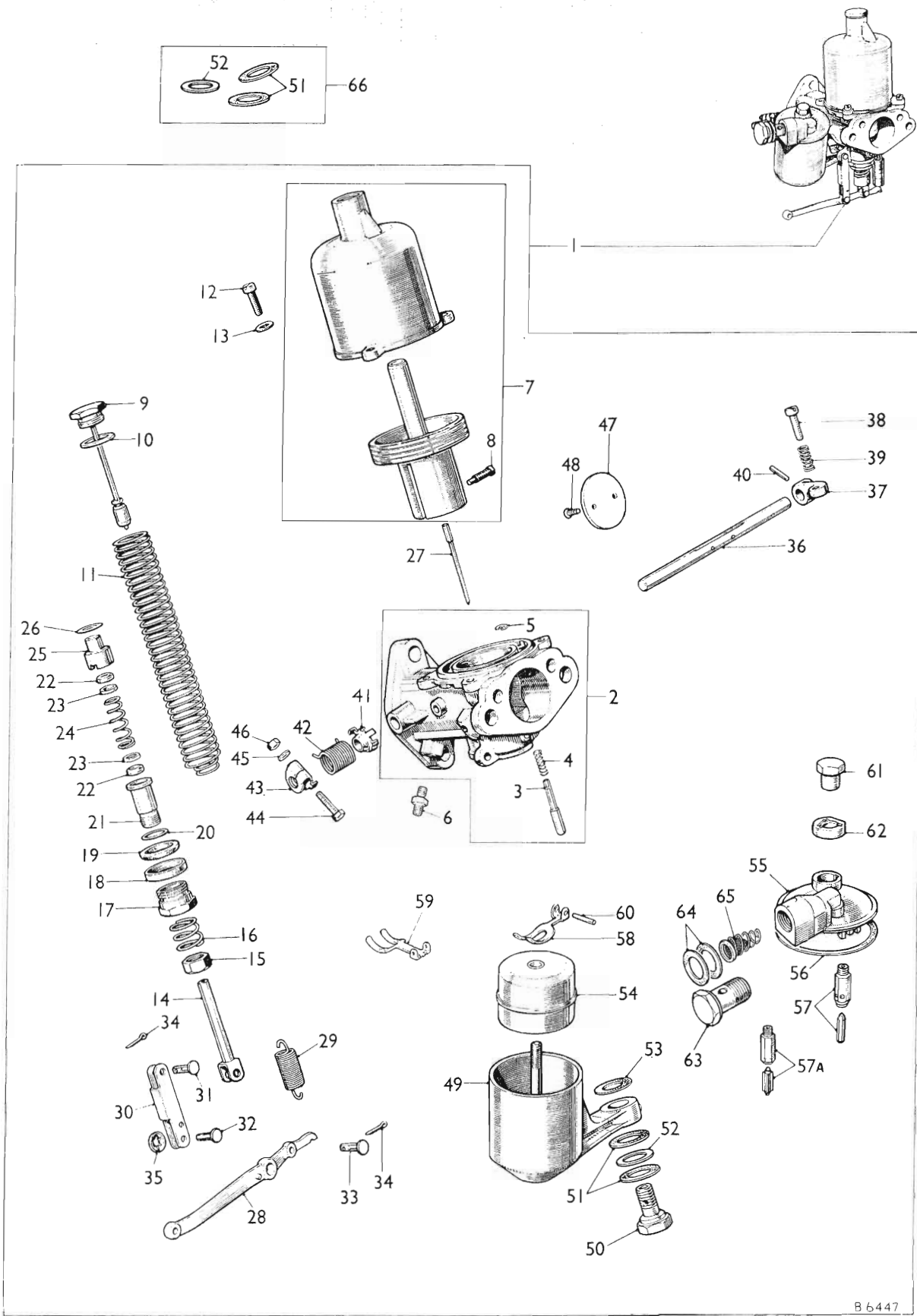


TYPE H4

CARBURETTER SERVICE PARTS LIST

AKD 5036

DESCRIPTION	Part No.	Illus. No.	Quantity	Stock recommds.			Change Point	REMARKS
				DIST.				
				Exp.	UK	D		
Chamber—float	AUC 3496	58	1					
Bolt—float chamber to body	AUC 1541	59	1					
Washer								
(Fibre)	AUC 5027	60	2] Not available; use Washer kit No. 6, AUE 6
(Brass)	AUC 5026	61	1					
(Fibre)	AUC 2130	62	1					
Float	AUC 1123	63	1	*	*			
Lid—float chamber.....	AUC 4261	64	1					Not available; use AUD 2284 together with 1 off lever AUD 2285
Lid—float chamber.....	AUD 2284	64	1					
Washer—lid	AUC 1147	65	1	*	*			
Needle and seat	AUC 8170	66	1					Not available; use AUD 9096
Needle and seat	AUD 9096	66A	1	*	*			
Lever—hinged	AUC 1980	67	1					
Lever—hinged	AUD 2285	68	1					For use with AUD 2284
Pin—hinge	AUC 1152	69	1					
Nut—cap	AUC 1163	70	1					
Cap—cover	AUC 1245	71	1					
Bolt—banjo	AUC 2698	72	1					
Washer (fibre)	AUC 2141	73	2	*	*			
Filter	AUC 2139	74	1					
Kit—washer—No. 6	AUE 6	75	1	*	*			Part No. change; was AUC 6906
Washer (fibre)	AUC 5027	60	2					
Washer (brass).....	AUC 5026	61	1					



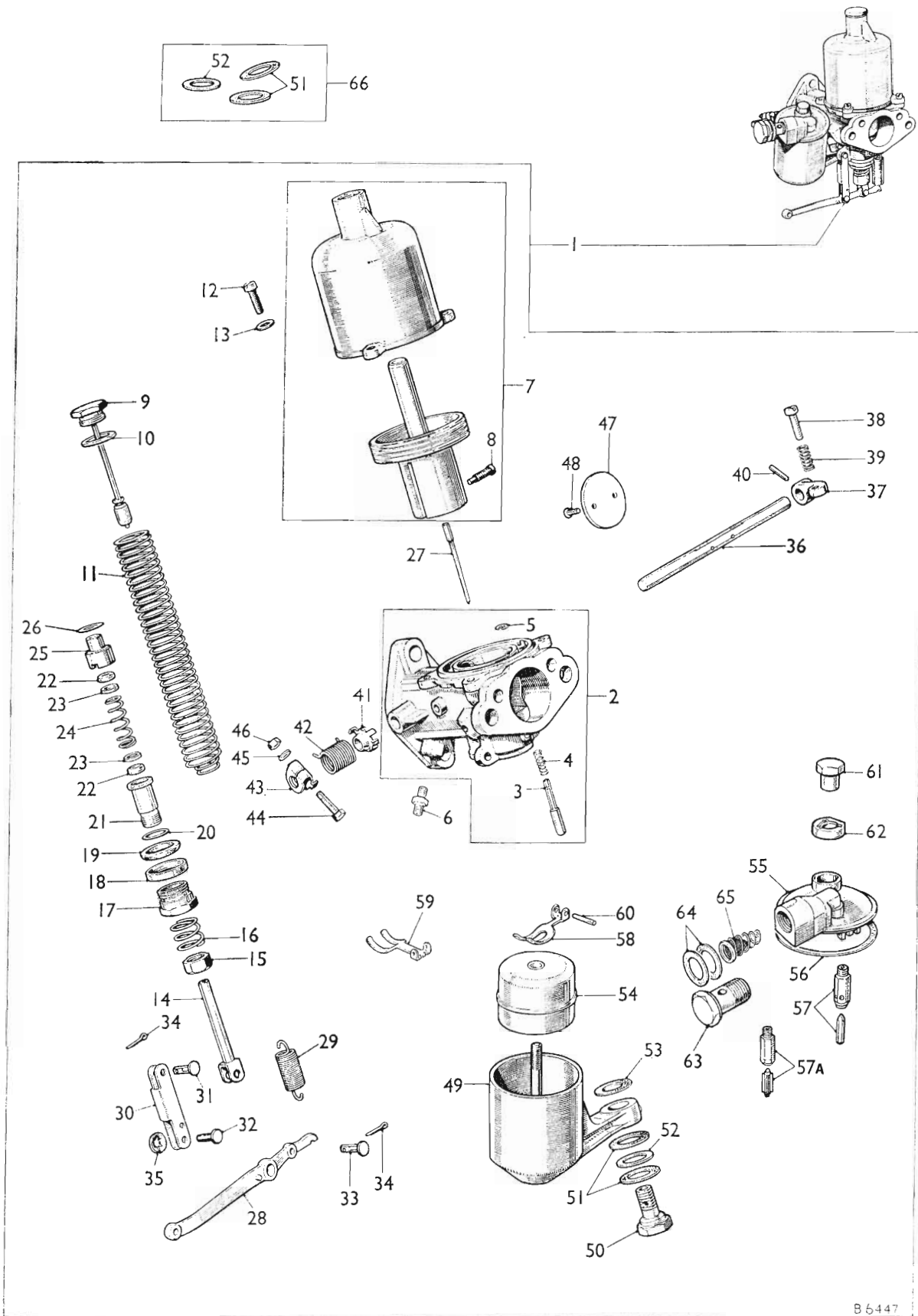
8 6447

TYPE H4

CARBURETTER SERVICE PARTS LIST

AKD 5036

DESCRIPTION	Part No.	Illus. No.	Quantity	Stock recommds.			Change Point	REMARKS
				DIST.				
				Exp.	UK	D		
Carburettor assembly—rear	AUC 9135	1	1					
Body assembly	AUC 9047	2	1	*	*			
Pin—piston lifting	AUC 1249	3	1	*	*			
Spring—pin	AUC 1151	4	1					
Circlip—pin	AUC 1250	5	1					
Union—auto ignition	AUC 5100	6	1					
Chamber and piston assembly	AUC 8015	7	1					
Screw—needle locking	AUC 2468	8	1					
Cap and damper	AUC 8102	9	1	*	*			
Washer (fibre)	AUC 4900	10	1	*	*			
Spring—piston—Yellow	AUC 1167	11	1	*	*			
Screw—chamber to body	AUC 2175	12	3					
Washer—shakeproof	LWN 403	13	3				Part No. change; was AUA 4643	
Jet	AUC 8182	14	1	*	*			
Nut—adjusting	AUC 2121	15	1					
Spring—adjusting nut	AUC 2114	16	1					
Nut—gland sealing	AUC 3232	17	1					
Ring—sealing (aluminium)	AUC 2117	18	1					
Ring—sealing (cork)	AUC 2118	19	1	*	*			
Washer—bottom bearing (copper)	AUC 3233	20	1					
Bearing—bottom	AUC 3231	21	1					
Washer—gland (cork)	AUC 2120	22	2	*	*			
Washer—gland (brass)	AUC 2119	23	2					
Spring—gland	AUC 1158	24	1					
Bearing—top	AUC 3230	25	1					
Washer—top bearing (copper)	AUC 2122	26	1					
Needle—jet								
Rich (QA)	AUC 1283	27	1	*	*			
Standard (QW)	AUC 1284	27	1	*	*			
Weak (AT)	AUC 1050	27	1	*	*			
Lever—jet	AUC 4816	28	1					
Spring—jet lever return	AUC 4667	29	1	*	*			
Link—jet lever	AUC 373	30	1				Part No. change; was AUC 4819	
Pin								
Link to body	AUC 2381	31	1					
Link to lever	AUC 5009	32	1					
Lever to jet	AUC 2108	33	1					
Split	CPS 0204	34	2				Part No. change; was AUC 2109	
Washer—Starlock	AUC 5004	35	1					
Spindle—throttle	AUC 3436	36	1					
Lever—throttle stop	AUC 2199	37	1					
Screw—adjusting	AUC 2521	38	1					
Spring—screw	AUC 2451	39	1					
Pin—taper	AUC 2106	40	1					
Plate—return spring anchor	AUC 4770	41	1					
Spring—spindle return	AUC 4781	42	1					
Clip—end	AUC 4771	43	1					
Bolt—clip	AUC 2669	44	1					
Washer—plain	AUC 4612	45	1					
Nut—bolt	AJD 8014 Z	46	1				Part No. change; was AUC 2673	
Disc—throttle	AUC 3116	47	1					
Screw—disc	AUC 1358	48	2					



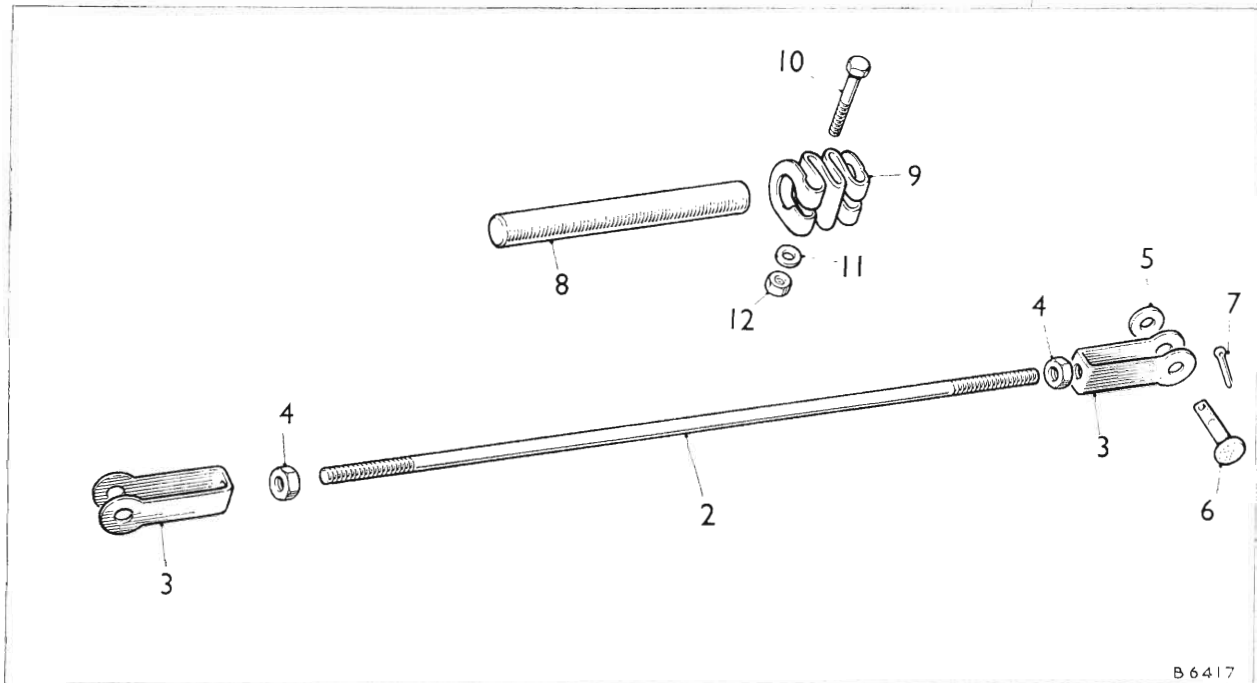
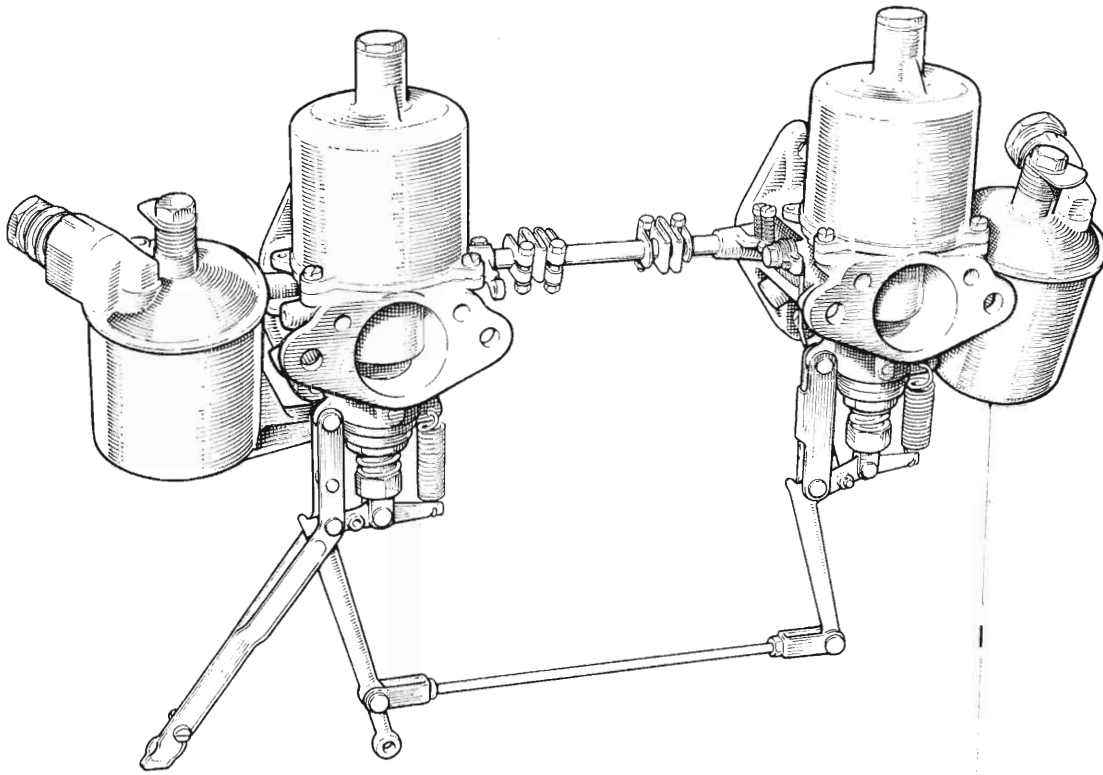
B 6447

TYPE H4

CARBURETTER SERVICE PARTS LIST

AKD 5036

DESCRIPTION	Part No.	Illus. No.	Quantity	Stock recommds.			Change Point	REMARKS
				DIST.				
				Exp.	UK	D		
Chamber—float	AUC 3496	49	1					
Bolt—float chamber to body	AUC 1541	50	1					
Washer								
(Fibre).....	AUC 5027	51	2] Not available; use washer kit No. 6, AUE 6	
(Brass)	AUC 5026	52	1					
(Fibre).....	AUC 2130	53	1					
Float	AUC 1123	54	1	*	*			
Lid—float chamber.....	AUC 4261	55	1				Not available; use AUD 2284 together with 1 off lever AUD 2285	
Lid—float chamber.....	AUD 2284	55	1					
Washer—lid	AUC 1147	56	1	*	*			
Needle and seat	AUC 8170	57	1				Not available; use AUD 9096	
Needle and seat	AUD 9096	57A	1	*	*			
Lever—hinged	AUC 1980	58	1					
Lever—hinged	AUD 2285	59	1				For use with AUD 2284	
Pin—hinge	AUC 1152	60	1					
Nut—cap	AUC 1163	61	1					
Cap—cover	AUC 1245	62	1					
Bolt—banjo	AUC 2698	63	1					
Washer (fibre)	AUC 2141	64	2	*	*			
Filter	AUC 2139	65	1					
Kit—washer—No. 6	AUE 6	66	1	*	*		Part No. change; was AUC 6906	
Washer (fibre)	AUC 5027	51	2					
Washer (brass).....	AUC 5026	52	1					



B 6417

TYPE H4

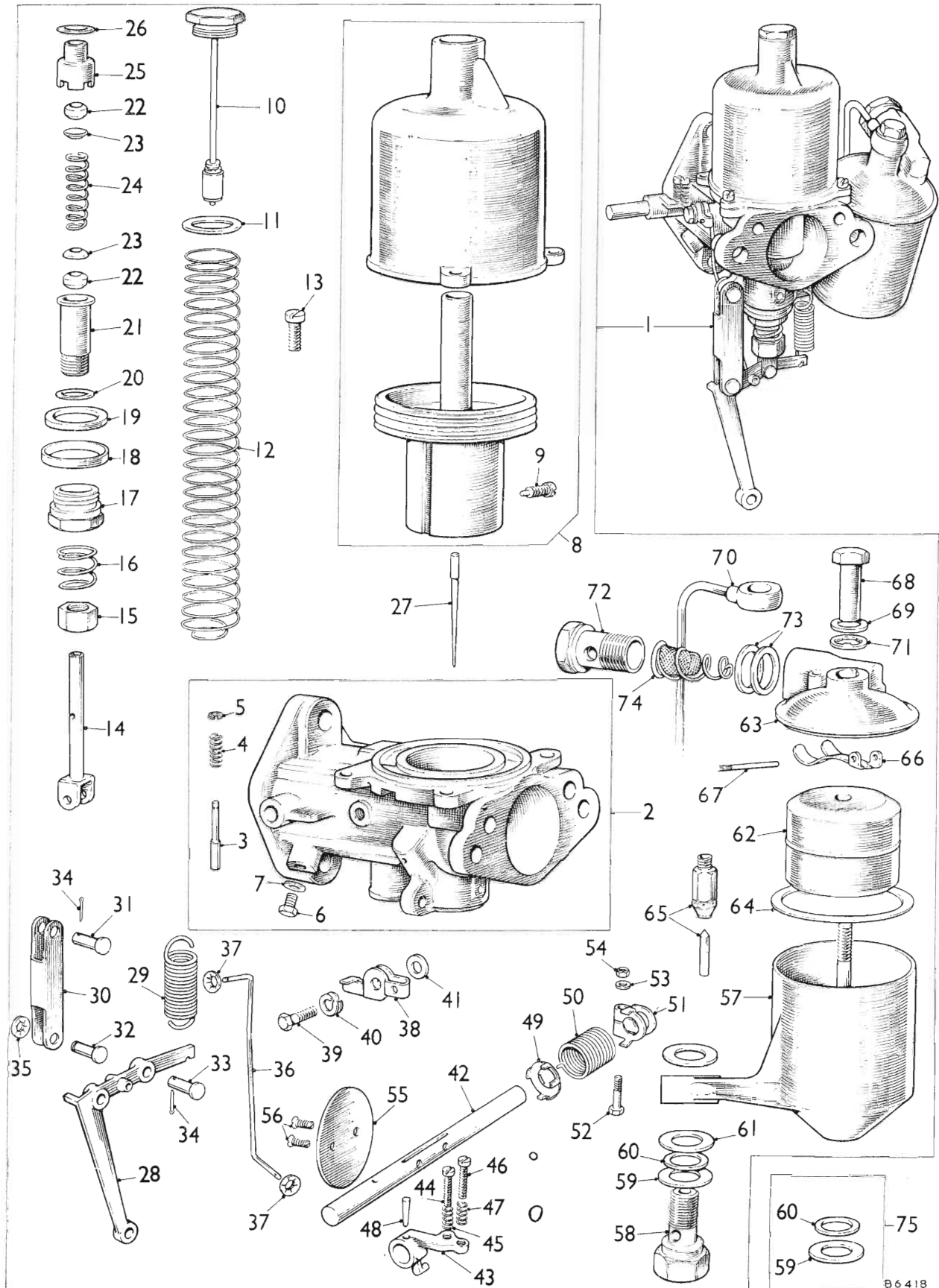
CARBURETTER SERVICE PARTS LIST

AKD 5036

DESCRIPTION	Part No.	Illus. No.	Quantity	Stock recommds.			Change Point	REMARKS
				DIST.		D		
				Exp.	UK			

Type H4—continued
Twin Installation—continued

Carburetter installation	AUC 728	1	1 pr.	*	*		
Rod—jet lever connecting	AUC 2870	2	1				
Fork—rod to jet lever	AUC 2256	3	2				
Nut—fork	AJD 8012 Z	4	2				Part No. change; was AUC 2156
Washer—plain	AUC 8396	5	2				
Pin—link	AUC 2108	6	2				
Pin—split	CPS 0204	7	2				Part No. change; was AUC 2109
Rod—throttle spindle connecting	AUC 2402	8	1				
Coupling—rod	AUC 4334	9	2				
Bolt—coupling	AUC 2669	10	4				
Washer—plain	AUC 4612	11	4				
Nut—bolt	AJD 8014 Z	12	4				Part No. change; was AUC 2673

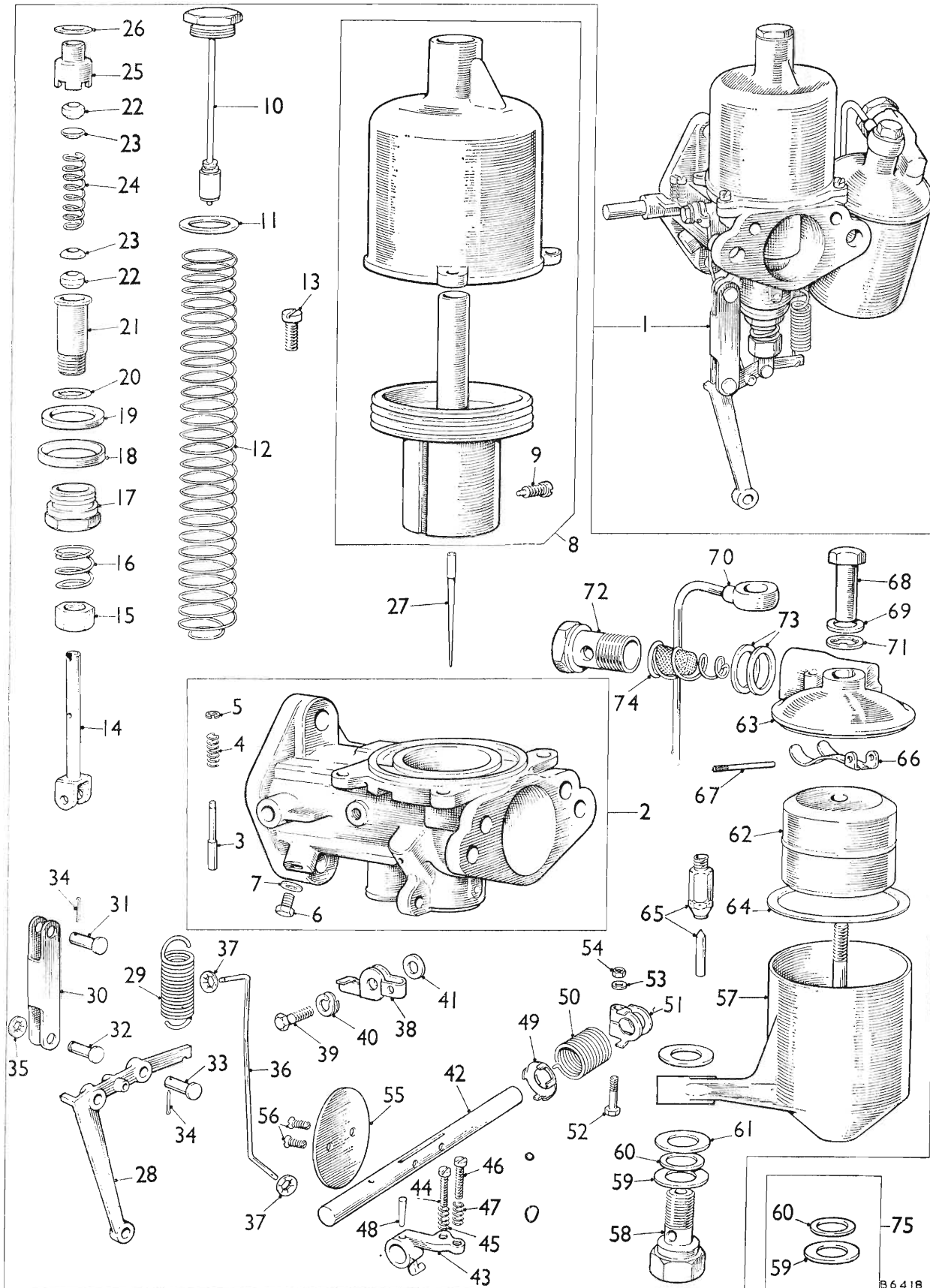


TYPE H4

CARBURETTER SERVICE PARTS LIST

AKD 5036

DESCRIPTION	Part No.	Illus. No.	Quantity	Stock recommds.			Change Point	REMARKS
				DIST.		D		
				Exp.	UK			
Carburetter assembly—front	AUC 9002	1	1					
Body	AUC 6030	2	1				Not available; use AUD 9044	
Body assembly	AUD 9044	2	1					
Pin—piston lifting	AUC 1249	3	1	*	*			
Spring—pin	AUC 1151	4	1	*	*			
Circlip—pin	AUC 1250	5	1					
Plug (brass)	AUC 4627	6	1					
Washer (fibre)	AUC 1055	7	1	*	*		For use with AUC 6030	
Chamber and piston assembly	AUC 8015	8	1					
Screw—needle locking	AUC 2057	9	1					
Cap and damper	AUC 8102	10	1	*	*			
Washer (fibre)	AUC 4900	11	1	*	*			
Spring—piston—Blue	AUC 4587	12	1	*	*			
Screw—chamber to body	AUC 2175	13	2					
Jet	AUC 8182	14	1	*	*			
Nut—adjusting	AUC 2121	15	1					
Spring—adjusting nut	AUC 2114	16	1					
Nut—gland sealing	AUC 3232	17	1					
Ring—sealing (aluminium)	AUC 2117	18	1					
Ring—sealing (cork)	AUC 2118	19	1	*	*			
Washer—bottom bearing (copper)	AUC 3233	20	1					
Bearing—bottom	AUC 3231	21	1					
Washer—gland (cork)	AUC 2120	22	2	*	*			
Washer—gland (brass)	AUC 2119	23	2					
Spring—gland	AUC 1158	24	1					
Bearing—top	AUC 3230	25	1					
Washer—top bearing (copper)	AUC 2122	26	1					
Needle—jet								
Rich (H1)	AUD 1239	27	1	*	*			
Standard (GJ)	AUD 1214	27	1	*	*			
Weak (GL)	AUD 1216	27	1	*	*			
Lever—jet	AUC 4763	28	1					
Spring—jet lever return	AUC 4667	29	1	*	*			
Link—jet lever	AUC 3419	30	1					
Pin								
Link to body	AUC 2381	31	1					
Link to lever	AUC 5009	32	1					
Lever to jet	AUC 2381	33	1					
Split	CPS 0204	34	2				Part No. change; was AUC 2109	
Washer—Starlock	AUC 5004	35	1					
Link—tension	AUC 4853	36	1					
Washer—Starlock	AUC 5002	37	2					
Lever—rocking	AUC 3502	38	1					
Bolt—lever	AUC 3471	39	1					
Washer—spring	AUC 3472	40	1					
Washer (aluminium)	AUC 4848	41	1					
Spindle—throttle	AUC 3242	42	1					
Lever—throttle stop	AUC 3437	43	1					
Screw—adjusting—lever	AUC 2521	44	1					
Spring—screw	AUC 2451	45	1					
Screw—slow running	AUC 2521	46	1					
Spring—screw	AUC 2451	47	1					
Pin—taper—lever	AUC 2106	48	1					



TYPE H4

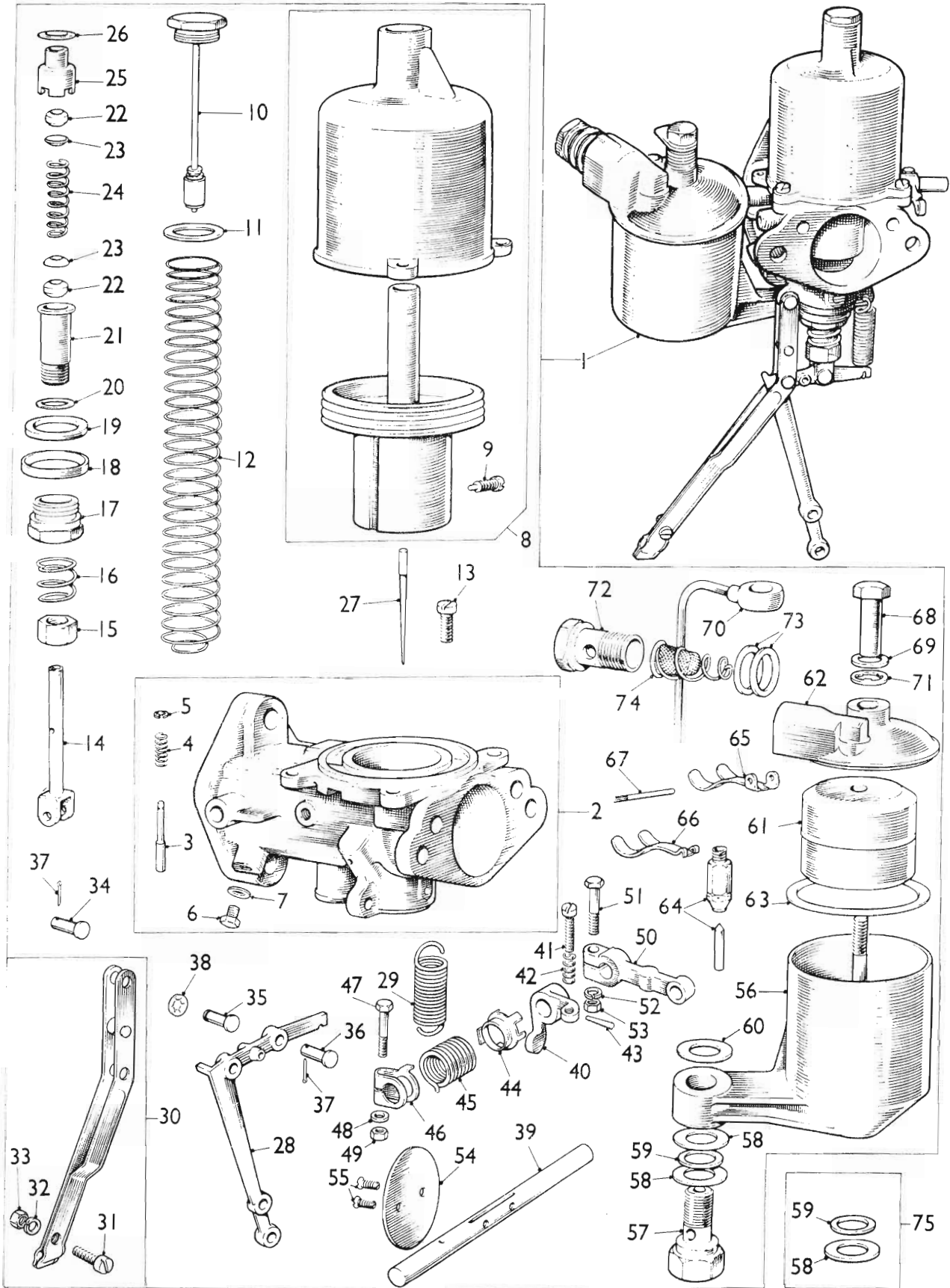
CARBURETTER SERVICE PARTS LIST

AKD 5036

DESCRIPTION	Part No.	Illus. No.	Quantity	Stock recommds.			Change Point	REMARKS
				DIST.		D		
				Exp.	UK			

Type H4—continued
Twin Installation—continued

Plate—return spring anchor	AUC 4770	49	1					
Spring—spindle return	AUC 4782	50	1					
Clip—end	AUC 4771	51	1					
Bolt—clip	AUC 2669	52	1					
Washer—plain	AUC 4612	53	1					
Nut—bolt	AJD 8014 Z	54	1					Part No. change; was AUC 2673
Disc—throttle	AUC 2169	55	1					
Screw—disc	AUC 1858	56	2					
Chamber—float	AUC 3495	57	1					
Bolt—chamber to body	AUC 1541	58	1					
Washer								
(Fibre)	AUC 5027	59	2] Not available; use washer kit No. 6, AUE 6
(Brass)	AUC 5026	60	1					
(Fibre)	AUC 2130	61	1					
Float	AUC 1123	62	1	*	*			
Lid—float chamber	AUC 4260	63	1					
Washer—lid	AUC 1147	64	1	*	*			
Needle and seat	AUC 8170	65	1] Not available; use AUD 9096
Needle and seat	AUD 9096	65A	1	*	*			
Lever—hinged	AUC 1980	66	1					
Pin hinge—lever	AUC 1152	67	1					
Nut—cap—lid	AUC 1867	68	1					
Washer (aluminium)	AUC 1557	69	1					
Pipe—air vent and overflow	AUC 3202	70	1					
Washer (fibre)	AUC 1928	71	1	*	*			
Bolt—banjo	AUC 2698	72	1					
Washer (fibre)	AUC 2141	73	2	*	*			
Filter	AUC 2139	74	1					
Kit—washer—No. 6	AUE 6	75	1	*	*			Part No. change; was AUC 6906
Washer (fibre)	AUC 5027	59	2					
Washer (brass)	AUC 5026	60	1					



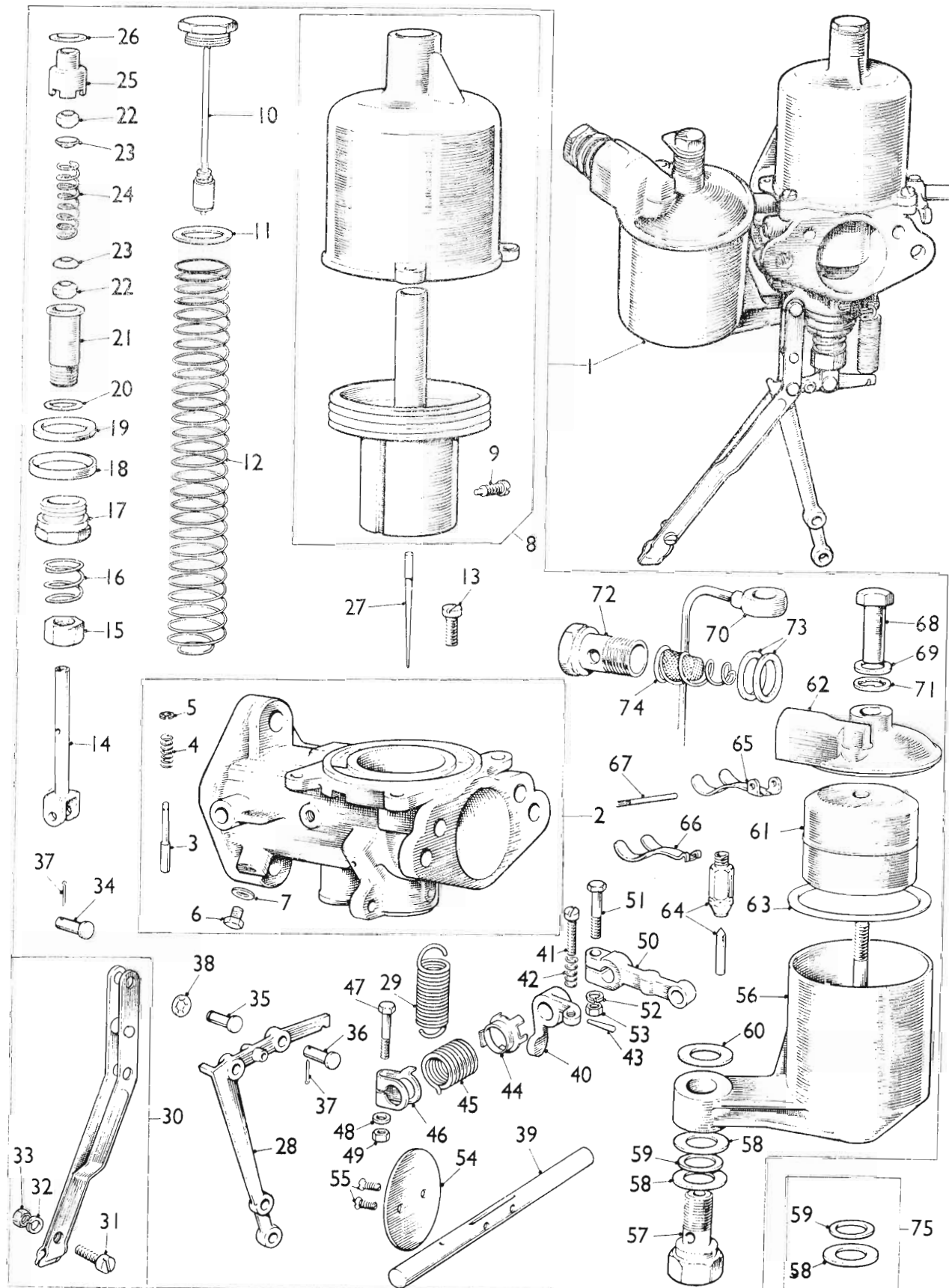
B 6420

TYPE H4

CARBURETTER SERVICE PARTS LIST

AKD 5036

DESCRIPTION	Part No.	Illus. No.	Quantity	Stock recommds.			Change Point	REMARKS
				DIST.		D		
				Exp.	UK			
Type H4—continued								
Twin Installation—continued								
Carburettor assembly—rear	AUC 9003	1	1					
Body	AUC 6021	2	1					Not available; use AUD 9035
Body assembly	AUD 9035	2	1					
Pin—piston lifting	AUC 1249	3	1	*	*			
Spring—pin	AUC 1151	4	1	*	*			
Circlip—pin	AUC 1250	5	1					
Plug (brass)	AUC 4627	6	1					
Washer (fibre)	AUC 1055	7	1] For use with AUC 6021
Chamber and piston assembly	AUC 8015	8	1					
Screw—needle locking	AUC 2057	9	1					
Cap and damper	AUC 8102	10	1	*	*			
Washer (fibre)	AUC 4900	11	1	*	*			
Spring—piston—Blue	AUC 4587	12	1	*	*			
Screw—chamber to body	AUC 2175	13	2					
Jet	AUC 8182	14	1	*	*			
Nut—adjusting	AUC 2121	15	1					
Spring—adjusting nut	AUC 2114	16	1					
Nut—gland sealing	AUC 3232	17	1					
Ring—sealing (aluminium)	AUC 2117	18	1					
Ring—sealing (cork)	AUC 2118	19	1	*	*			
Washer—bottom bearing (copper)	AUC 3233	20	1					
Bearing—bottom	AUC 3231	21	1					
Washer—gland (cork)	AUC 2120	22	2	*	*			
Washer—gland (brass)	AUC 2119	23	2					
Spring—gland	AUC 1158	24	1					
Bearing—top	AUC 3230	25	1					
Washer—top bearing (copper)	AUC 2122	26	1					
Needle—jet								
Rich (H1)	AUD 1239	27	1	*	*			
Standard (GJ)	AUD 1214	27	1	*	*			
Weak (GL)	AUD 1216	27	1	*	*			
Lever—jet	AUC 3234	28	1					
Spring—jet lever return	AUC 4667	29	1	*	*			
Link assembly—jet lever	AUE 63	30	1					Part No. change; was AUC 3235
Bolt—link	AUA 1453	31	1					
Washer—spring	LWZ 303	32	1					Part No. change; was AUC 2246
Nut—bolt	AJD 8012 Z	33	1					Part No. change; was AUC 2156
Pin								
Link to body	AUC 2381	34	1					
Link to lever	AUC 5009	35	1					
Lever to jet	AUC 2381	36	1					
Split	CPS 0204	37	2					Part No. change; was AUC 2109
Washer—Starlock	AUC 5004	38	1					
Spindle—throttle	AUC 3242	39	1					
Lever—throttle stop	AUC 2199	40	1					
Screw—adjusting—lever	AUC 2521	41	1					
Spring—screw	AUC 2451	42	1					
Pin—taper—lever	AUC 2106	43	1					

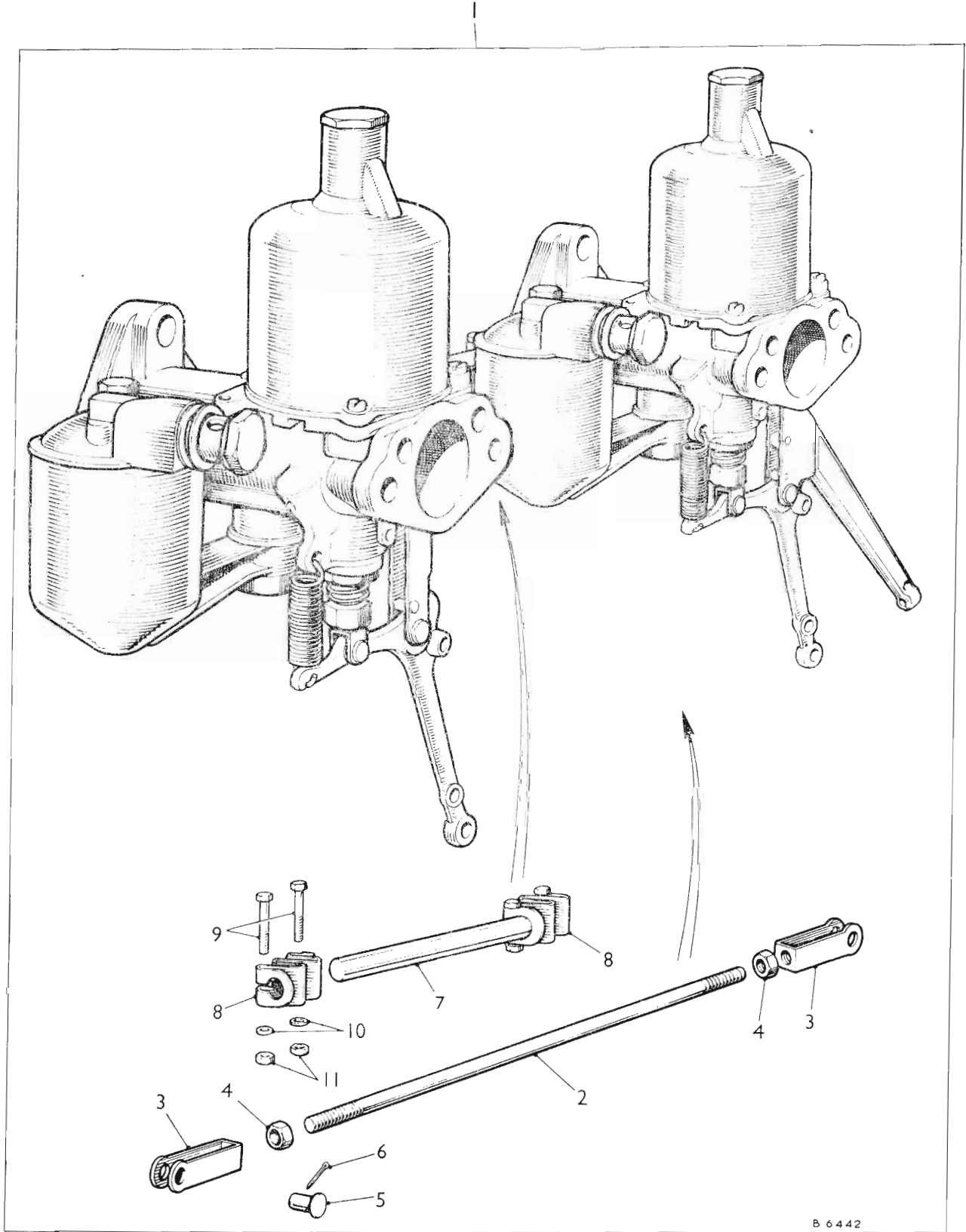


TYPE H4

CARBURETTER SERVICE PARTS LIST

AKD 5036

DESCRIPTION	Part No.	Illus. No.	Quantity	Stock recommds.			Change Point	REMARKS
				DIST.		D		
				Exp.	UK			
Plate—return spring anchor	AUC 4770	44	1					
Spring—spindle return	AUC 4781	45	1					
Clip—end	AUC 4771	46	1					
Bolt—clip	AUC 2669	47	1					
Washer—plain	AUC 4612	48	1					
Nut—bolt	AJD 8014 Z	49	1				Part No. change; was AUC 2673	
Lever—throttle	AUC 3272	50	1					
Bolt—lever	AJD 1042	51	1				Part No. change; was AUC 2694	
Washer—spring	LWZ 303	52	1				Part No. change; was AUC 2246	
Nut—bolt	AJD 8012 Z	53	1				Part No. change; was AUC 2156	
Disc—throttle	AUC 2169	54	1					
Screw—disc	AUC 1358	55	2					
Chamber—float	AUC 3496	56	1					
Bolt—chamber to body	AUC 1541	57	1					
Washer								
(Fibre)	AUC 5027	58	2] Not available; use washer kit No. 6, AUE 6	
(Brass)	AUC 5026	59	1					
(Fibre)	AUC 2130	60	1					
Float	AUC 1123	61	1	*	*			
Lid—float chamber	AUC 4261	62	1				Not available; use AUD 2284 together with 1 off lever AUD 2285	
Lid—float chamber	AUD 2284	62	1					
Washer—lid	AUC 1147	63	1	*	*			
Needle and seat	AUC 8170	64	1				Not available; use AUD 9096	
Needle and seat	AUD 9096	64A	1	*	*			
Lever—hinged	AUC 1980	65	1					
Lever—hinged	AUD 2285	66	1				For use with AUD 2284	
Pin—hinge—lever	AUC 1152	67	1					
Nut—cap—lid	AUC 1867	68	1					
Washer (aluminium)	AUC 1557	69	1					
Pipe—air vent and overflow	AUC 3203	70	1					
Washer (fibre)	AUC 1928	71	1	*	*			
Bolt—banjo	AUC 2698	72	1					
Washer (fibre)	AUC 2141	73	2	*	*			
Filter	AUC 2139	74	1					
Kit—washer—No. 6	AUE 6	75	1	*	*		Part No. change; was AUC 6906	
Washer (fibre)	AUC 5027	58	2					
Washer (brass)	AUC 5026	59	1					



TYPE H4

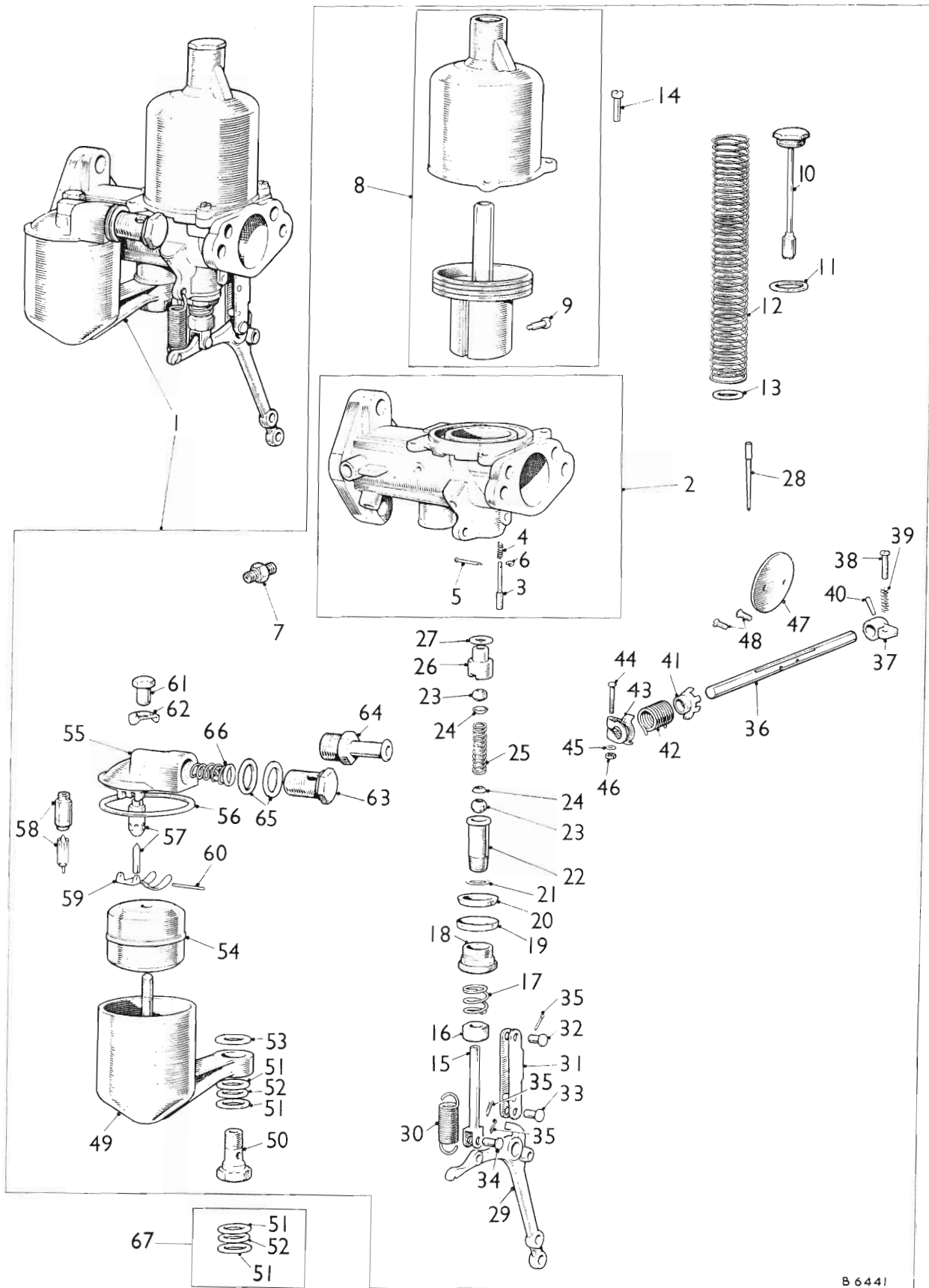
CARBURETTER SERVICE PARTS LIST

AKD 5036

DESCRIPTION	Part No.	Illus. No.	Quantity	Stock recomms.			Change Point	REMARKS
				DIST.				
				Exp.	UK	D		

Type H4—continued
Twin Installation—continued

Carburetter installation	LC AUC 735	1	1 pr	*	*	(E) 26W/L1001 to L9688	
	LC AUC 875	1	1 pr	*	*	(E) 26W/L9689 on	
	HC AUC 843	1	1 pr	*	*	(E) 26W/H6911 to H9575	
	HC AUC 876	1	1 pr	*	*	(E) 26W/H9576 on	
Rod—jet lever connecting	AUC 3435	2	1				
Fork—rod to jet lever	AUC 2256	3	2				
Nut—fork	AJD 8012 Z	4	2				
Pin—link	AUC 2108	5	2				
Pin—split	CPS 0204	6	2				Part No. change; was AUC 2109
Rod—throttle spindle connecting	AUC 2397	7	1				
Coupling—rod	AUC 4334	8	2				
Bolt—coupling	AUC 2669	9	4				
Washer—plain	AUC 4612	10	4				
Nut—bolt	AJD 8014 Z	11	4				Part No. change; was AUC 2673



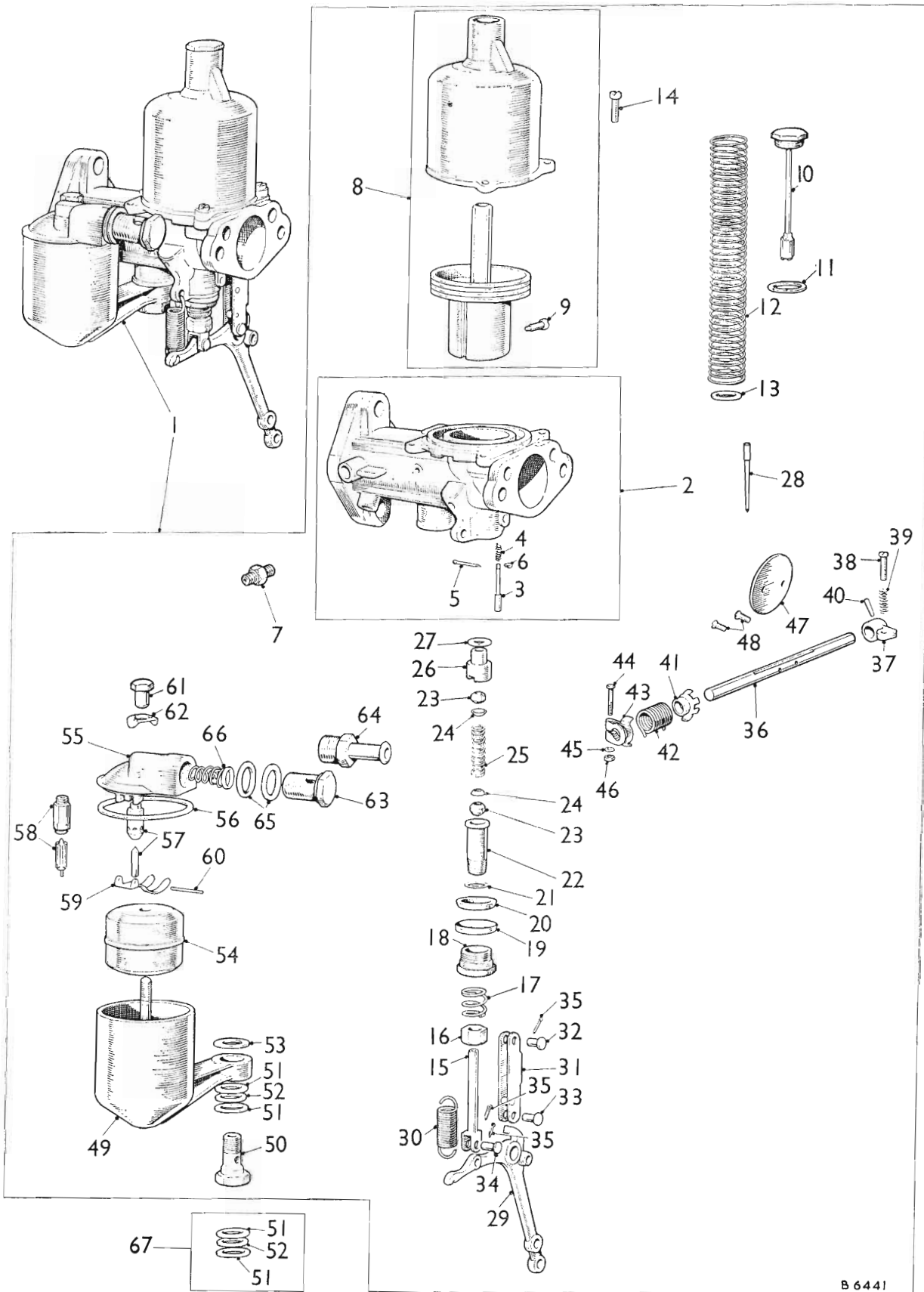
B 6441

TYPE H4

CARBURETTER SERVICE PARTS LIST

AKD 5036

DESCRIPTION	Part No.	Illus. No.	Quantity	Stock recommds.			Change Point	REMARKS
				DIST.		D		
				Exp.	UK			
Type H4—continued								
Twin Installation—continued								
Carburettor assembly—front	LC AUC 9018	1	1				(E) 26W/L1001 to L9688	
	LC AUC 9048	1	1				(E) 26W/L9689 on	
	HC AUC 9036	1	1				(E) 26W/H6911 to H9575	
	HC AUC 9042	1	1				(E) 26W/H9576 on	
Body	AUC 6033	2	1					Not available; use AUD 9047
Body assembly	AUD 9047	2	1					
Pin—piston lifting	AUC 1149	3	1					Not available; use AUC 1249 together with 1 off circlip AUC 1250
Pin—piston lifting	AUC 1249	3	1	*	*			
Spring—pin	AUC 1151	4	1	*	*			
Pin—split	AUC 1175	5	1					For use with AUC 1149
Circlip—pin	AUC 1250	6	1					For use with AUC 1249
Union—auto ignition	AUC 5100	7	1					
Chamber and piston assembly	AUC 8015	8	1					
Screw—needle locking	AUC 2149	9	1					
Cap and damper	AUC 8102	10	1	*	*			
Washer (fibre)	AUC 4900	11	1	*	*			
Spring—piston—Red	AUC 4387	12	1	*	*			
Washer—thrust—spring	AUC 3071	13	1					
Screw—chamber to body	AUC 2175	14	3					
Jet	AUC 8182	15	1	*	*			
Nut—adjusting	AUC 2121	16	1					
Spring—adjusting nut	AUC 2114	17	1					
Nut—gland sealing	AUC 3232	18	1					
Ring—sealing (aluminium)	AUC 2117	19	1					
Ring—sealing (cork)	AUC 2118	20	1	*	*			
Washer—bottom bearing (copper)	AUC 3233	21	1					
Bearing—bottom	AUC 3231	22	1					
Washer—gland (cork)	AUC 2120	23	2	*	*			
Washer—gland (brass)	AUC 2119	24	2					
Spring—gland	AUC 1158	25	1					
Bearing—top	AUC 3230	26	1					
Washer—top bearing (copper)	AUC 2122	27	1					
Needle—jet								
Rich (No. 3)	AUD 1002	28	1	*	*			
Standard (GR)	AUD 1221	28	1	*	*			
Weak (V2)	AUD 1410	28	1	*	*			
Rich (FJ)	AUD 1189	28	1	*	*			
Standard (No. 1)	AUD 1000	28	1	*	*			
Weak (M5)	AUD 1269	28	1	*	*			
Lever—jet	AUC 1022	29	1					
Spring—jet lever return	AUC 1093	30	1	*	*			
Link—jet lever	AUE 373	31	1					Part No. change; was AUC 4819
Pin								
Link to body	AUC 2381	32	1					
Link to lever	AUC 2381	33	1					
Lever to jet	AUC 2381	34	1					
Split	CPS 0204	35	3					Part No. change; was AUC 2109
Spindle—throttle	AUC 3514	36	1					
Lever—throttle stop	AUC 4709	37	1					
Screw—adjusting—lever	AUC 2521	38	1					
Spring—screw	AUC 2451	39	1					
Pin—taper—lever	AUC 2106	40	1					
Plate—return spring anchor	AUC 4770	41	1					
Spring—spindle return	AUC 4781	42	1					
Clip—end	AUC 4771	43	1					
Bolt—clip	AUC 2669	44	1					
Washer—plain	AUC 4612	45	1					
Nut—bolt	AJD 8014 Z	46	1					Part No. change; was AUC 2673
Disc—throttle	AUC 3116	47	1					
Screw—disc	AUC 1358	48	2					



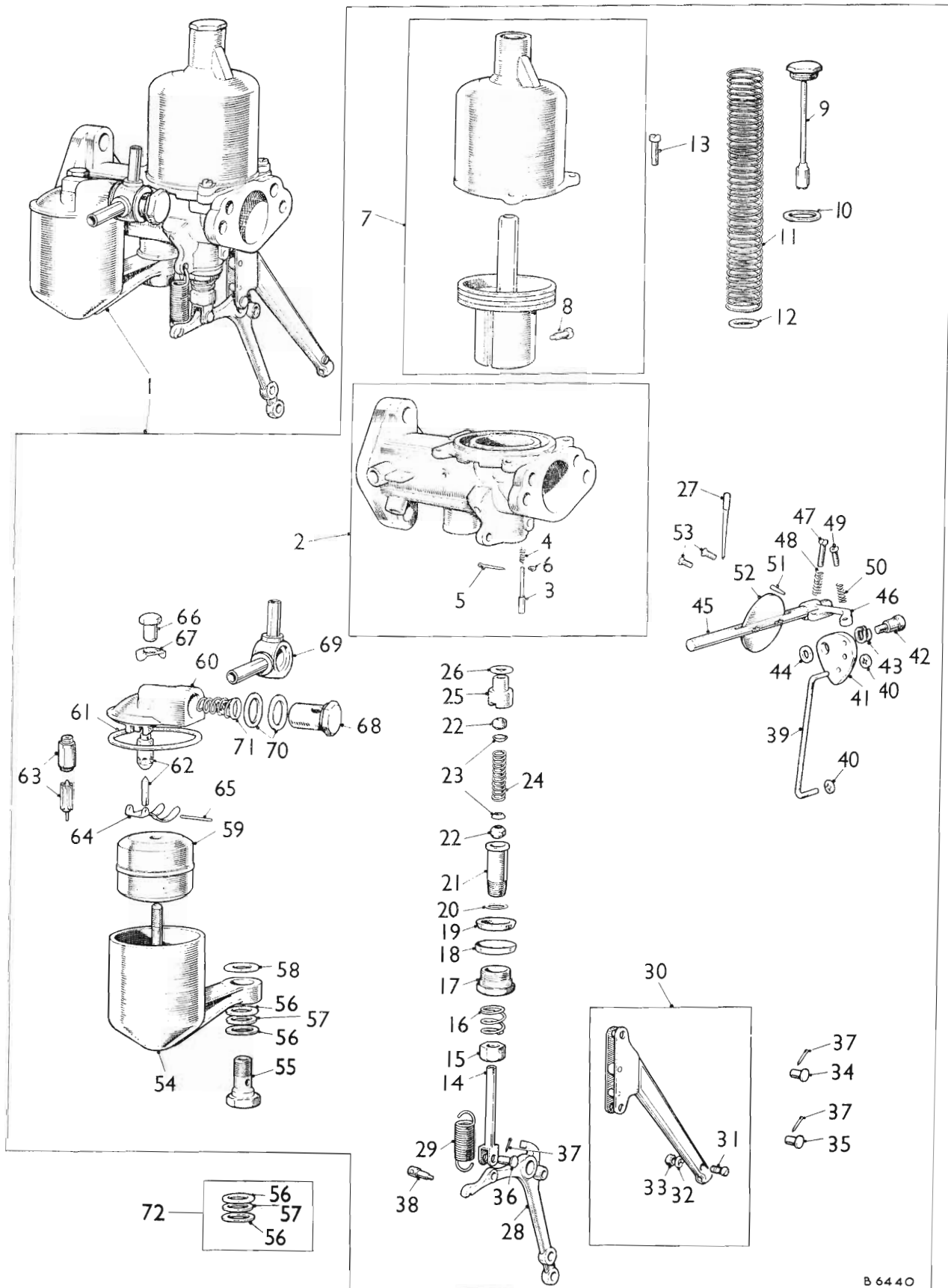
B 6441

TYPE H4

CARBURETTER SERVICE PARTS LIST

AKD 5036

DESCRIPTION	Part No.	Illus. No.	Quantity	Stock recommds.			Change Point	REMARKS
				DIST.		D		
				Exp.	UK			
Chamber—float	AUC 1208	49	1					
Bolt—float chamber to body	AUC 1541	50	1					
Washer								
(Fibre).....	AUC 5027	51	2] Not available; use washer kit No. 6, AUE 6	
(Brass).....	AUC 5026	52	1					
(Fibre).....	AUC 2130	53	1					
Float	AUC 1123	54	1	*	*			
Lid—float chamber.....	AUC 1160	55	1				Not available; use AUC 4260 with 1 off cover cap AUC 1245	
Lid—float chamber.....	AUC 4260	55	1					
Washer—lid	AUC 1147	56	1	*	*			
Needle and seat	AUC 8170	57	1				Not available; use AUD 9096	
Needle and seat	AUD 9096	58	1	*	*			
Lever—hinged	AUC 1980	59	1					
Pin—hinge—lever	AUC 1152	60	1					
Nut—cap—lid	AUC 1163	61	1					
Cap—cover—lid	AUC 1606	62	1				Not available; use AUC 1245	
Cap—cover—lid	AUC 1245	62	1					
Bolt—banjo	AUC 2698	63	1				(E) 26W/L1001 to L9688	
							(E) 26W/H6911 to H9575	
Nozzle—inlet	AUC 5139	64	1				(E) 26W/L9689 on	
							(E) 26W/H9576 on	
Washer (fibre)	AUC 2141	65	2/1	*	*		Quantity reduced at (E) 26W/L9689, H9576	
Filter	AUC 2139	66	1					
Kit—washer—No. 6	AUE 6	67	1	*	*		Part No. change; was AUC 6906	
Washer (fibre)	AUC 5027	51	2					
Washer (brass).....	AUC 5026	52	1					

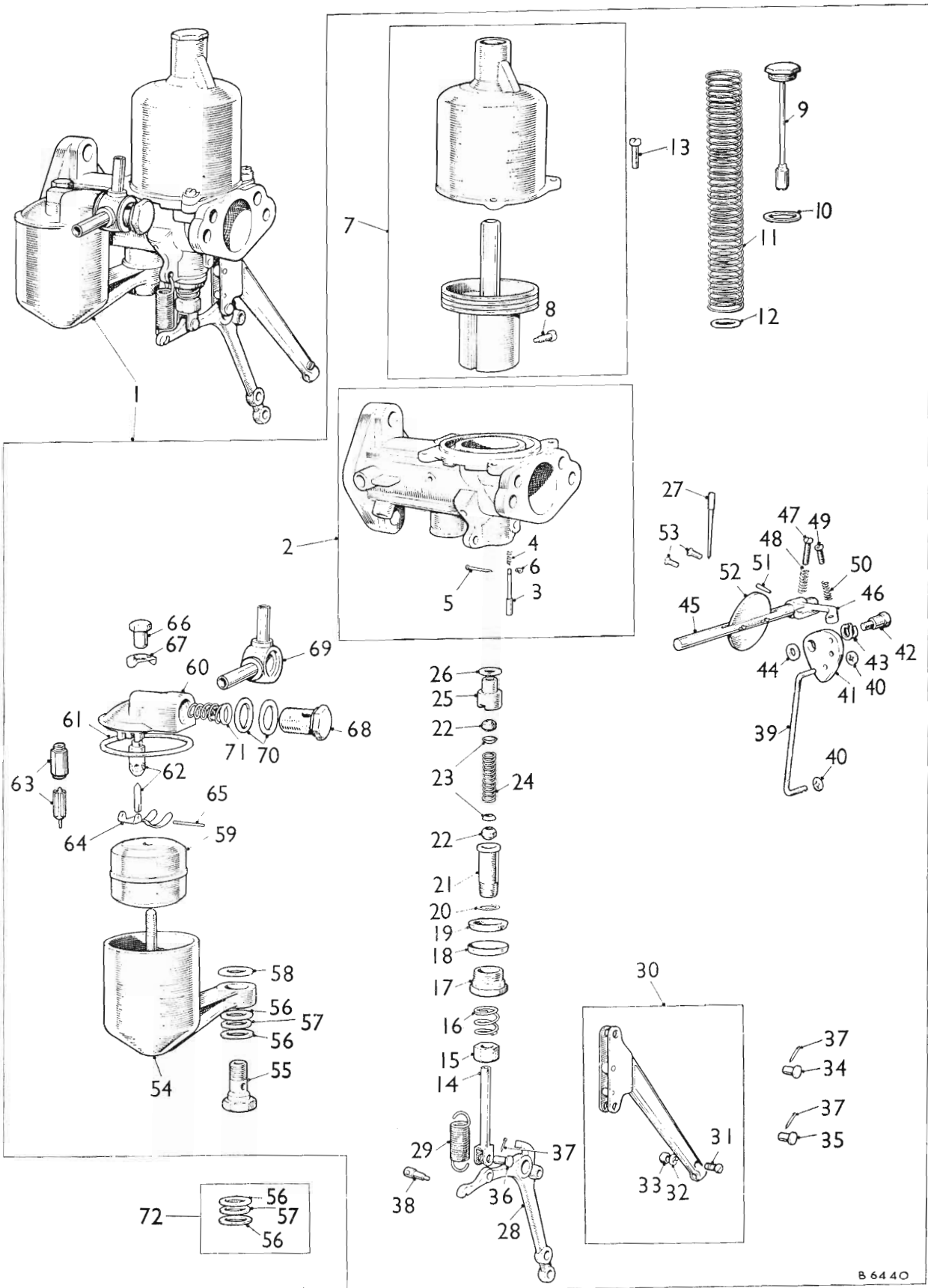


TYPE H4

CARBURETTER SERVICE PARTS LIST

AKD 5036

DESCRIPTION	Part No.	Illus. No.	Quantity	Stock recommds.			Change Point	REMARKS
				DIST.		D		
				Exp.	UK			
Type H4—continued								
Twin Installation—continued								
Carburetter assembly—rear	LC AUC 9019	1	1				(E) 26W/L1001 to L9688	
	LC AUC 9049	1	1				(E) 26W/L9689 on	
	HC AUC 9037	1	1				(E) 26W/H6911 to H9575	
	HC AUC 9043	1	1				(E) 26W/H9576 on	
Body	AUC 6081	2	1					Not available; use AUD 9045
Body assembly	AUD 9045	2	1					
Pin—piston lifting	AUC 1149	3	1					Not available; use AUC 1249 together with 1 off circlip AUC 1250
Pin—piston lifting	AUC 1249	3	1	*	*			
Spring—pin	AUC 1151	4	1	*	*			
Pin—split	AUC 1175	5	1					For use with AUC 1149
Circlip—pin	AUC 1250	6	1					For use with AUC 1249
Chamber and piston assembly	AUC 8015	7	1					
Screw—needle locking	AUC 2149	8	1					
Cap and damper	AUC 8102	9	1	*	*			
Washer (fibre)	AUC 4900	10	1	*	*			
Spring—piston—Red	AUC 4387	11	1	*	*			
Washer—thrust—spring	AUC 3071	12	1					
Screw—chamber to body	AUC 2175	13	3					
Jet	AUC 8182	14	1	*	*			
Nut—adjusting	AUC 2121	15	1					
Spring—adjusting nut	AUC 2114	16	1					
Nut—gland sealing	AUC 3232	17	1					
Ring—sealing (aluminium)	AUC 2117	18	1					
Ring—sealing (cork)	AUC 2118	19	1	*	*			
Washer—bottom bearing (copper)	AUC 3233	20	1					
Bearing—bottom	AUC 3231	21	1					
Washer—gland (cork)	AUC 2120	22	2	*	*			
Washer—gland (brass)	AUC 2119	23	2					
Spring—gland	AUC 1158	24	1					
Bearing—top	AUC 3230	25	1					
Washer—top bearing (copper)	AUC 2122	26	1					
Needle—jet								
Rich (No. 3)	AUD 1002	27	1	*	*			
Standard (GR)	LC AUD 1221	27	1	*	*			
Weak (V2)	AUD 1410	27	1	*	*			
Rich (FJ)	AUD 1189	27	1	*	*			
Standard (No. 1)	HC AUD 1000	27	1	*	*			
Weak (M5)	AUD 1269	27	1	*	*			
Lever—jet	AUC 1022	28	1					
Spring—jet lever return	AUC 1093	29	1	*	*			
Link assembly—jet lever	AUE 55	30	1					Part No. change; was AUC 1020
Bolt—link	AUA 1453	31	1					
Washer—spring	LWZ 303	32	1					Part No. change; was AUC 2246
Nut—bolt	AJD 8012 Z	33	1					Part No. change; was AUC 2156
Pin								
Link to body	AUC 2381	34	1					
Link to lever	AUC 2381	35	1					
Lever to jet	AUC 2381	36	1					
Split	CPS 0204	37	3					Part No. change; was AUC 2109
Swivel	AUC 4631	38	1					
Link—tension	AUC 4732	39	1					
Washer—Starlock	AUC 5002	40	3					
Cam—slow running	AUC 4730	41	1					
Bolt—pivot	AUC 3471	42	1					
Washer—spring	AUC 3472	43	1					
Washer (aluminium)	AUC 4848	44	1					



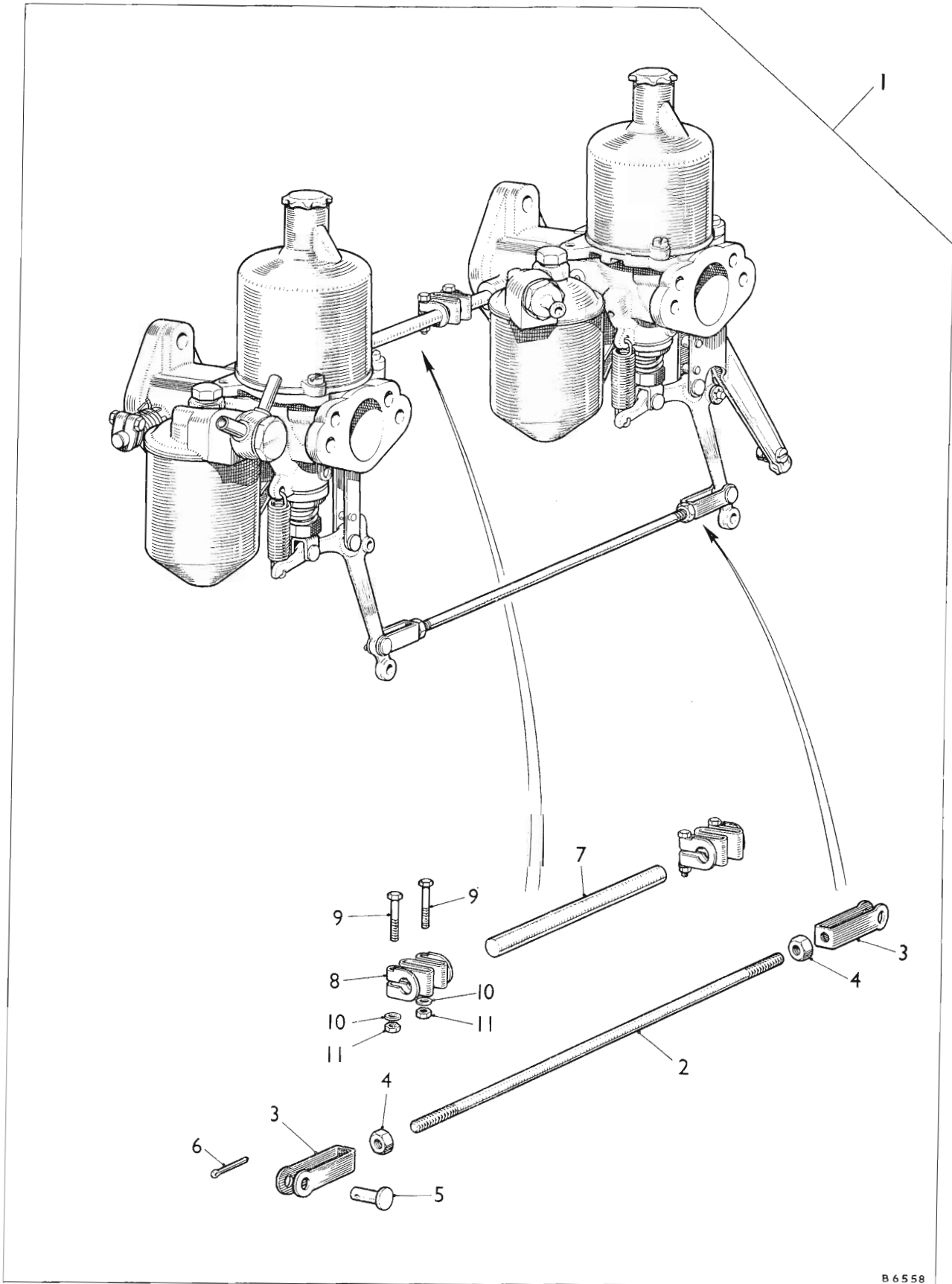
B 6440

TYPE H4

CARBURETTER SERVICE PARTS LIST

AKD 5036

DESCRIPTION	Part No.	Illus. No.	Quantity	Stock recommds.			Change Point	REMARKS
				DIST.		D		
				Exp.	UK			
Spindle—throttle	AUC 3514	45	1					
Lever—throttle stop	AUC 4713	46	1					
Screw—stop adjusting	AUC 2521	47	1					
Spring—screw	AUC 2451	48	1					
Screw—slow running	AUC 3464	49	1					
Spring—screw	AUC 3465	50	1					
Pin—taper—lever	AUC 2106	51	1					
Disc—throttle	AUC 3116	52	1					
Screw—disc	AUC 1358	53	2					
Chamber—float	AUC 1208	54	1					
Bolt—float chamber to body	AUC 1541	55	1					
Washer								
(Fibre)	AUC 5027	56	2] Not available; use washer kit No. 6, AUE 6	
(Brass)	AUC 5026	57	1					
(Fibre)	AUC 2130	58	1					
Float	AUC 1123	59	1	*	*			
Lid—float chamber	AUC 1160	60	1				Not available; use AUC 4260 with 1 off cover cap AUC 1245	
Lid—float chamber	AUC 4260	60	1					
Washer—lid	AUC 1147	61	1	*	*			
Needle and seat	AUC 8170	62	1				Not available; use AUD 9096	
Needle and seat	AUD 9096	63	1	*	*			
Lever—hinged	AUC 1980	64	1					
Pin—hinge—lever	AUC 1152	65	1					
Nut—cap—lid	AUC 1163	66	1					
Cap—cover—lid	AUC 1606	67	1				Not available; use AUC 1245	
Cap—cover—lid	AUC 1245	67	1					
Bolt—banjo	AUC 2698	68	1					
Union—banjo—double	AUC 8397	69	1			(E) 26W/L9689 on		
						(E) 26W/H9576 on		
Washer (fibre)	AUC 2141	70	2	*	*			
Filter	AUC 2139	71	1					
Kit—washer—No. 6	AUE 6	72	1	*	*		Part No. change; was AUC 6906	
Washer (fibre)	AUC 5027	56	2					
Washer (brass)	AUC 5026	57	1					



B 6558

TYPE H4

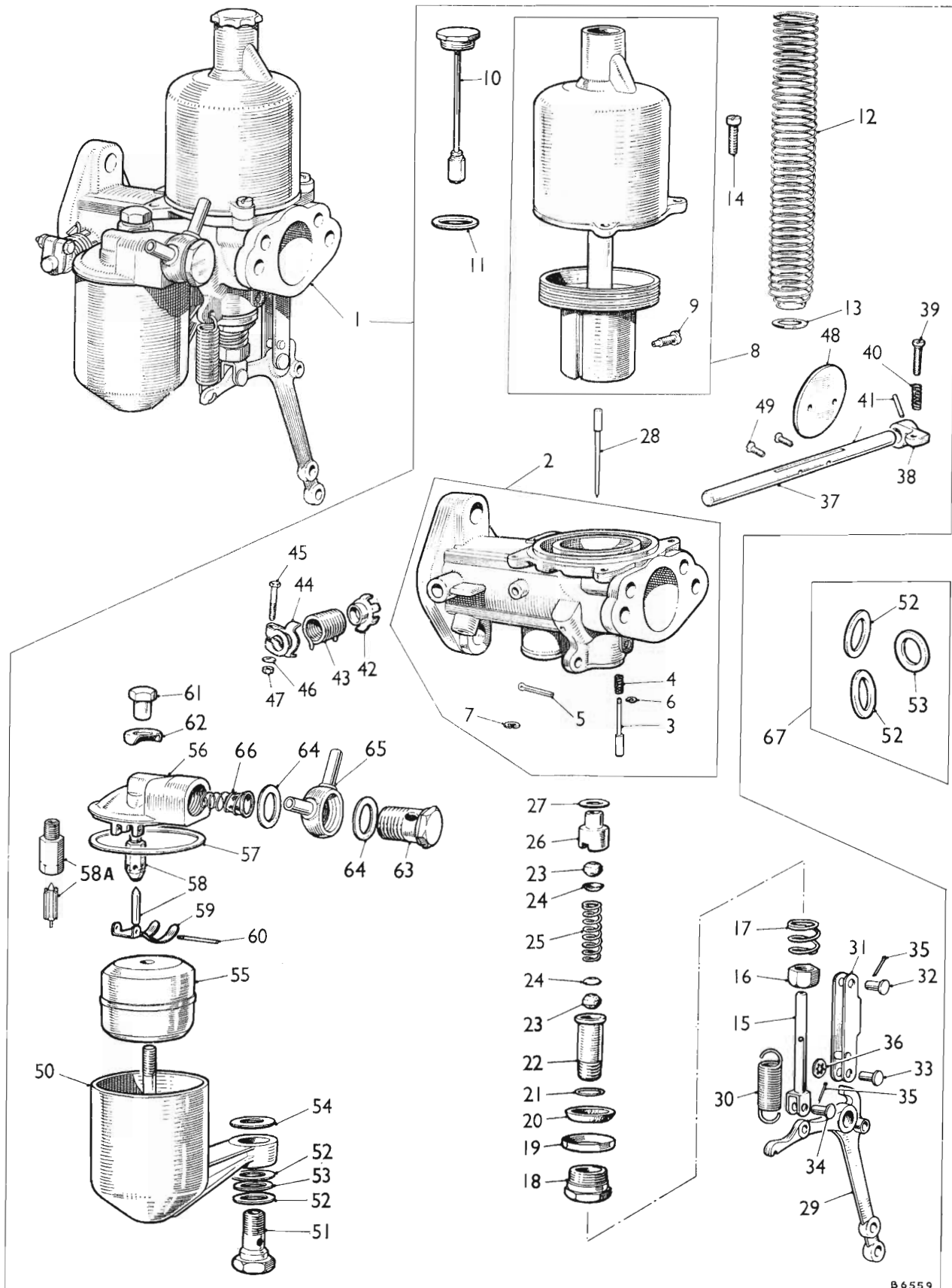
CARBURETTER SERVICE PARTS LIST

AKD 5036

	DESCRIPTION	Part No.	Illus. No.	Quantity	Stock recommds.			Change Point	REMARKS
					DIST.		D		
					Exp.	UK			

Type H4—continued
Twin Installation—continued

Carburetter installation	AUC 783	1	1 pr	★	★	(E) 26R/1001 to 1864		
Carburetter installation	AUC 782	1	1 pr	★	★	(E) 26R/1865 on		
Rod—jet lever connecting	AUC 3435	2	1					
Fork—rod to lever	AUC 2256	3	2					
Nut—rod	AJD 8012 Z	4	2					Part No. change; was AUC 2156
Pin—fork to jet lever	AUC 2108	5	2					
Pin—split	CPS 0204	6	2					Part No. change; was AUC 2109
Rod—throttle spindle connecting	AUC 2397	7	1					
Coupling—rod	AUC 4334	8	2					
Bolt—coupling	AUC 2669	9	4					
Washer—plain	AUC 4612	10	4					
Nut—bolt	AJD 8014 Z	11	4					Part No. change; was AUC 2673

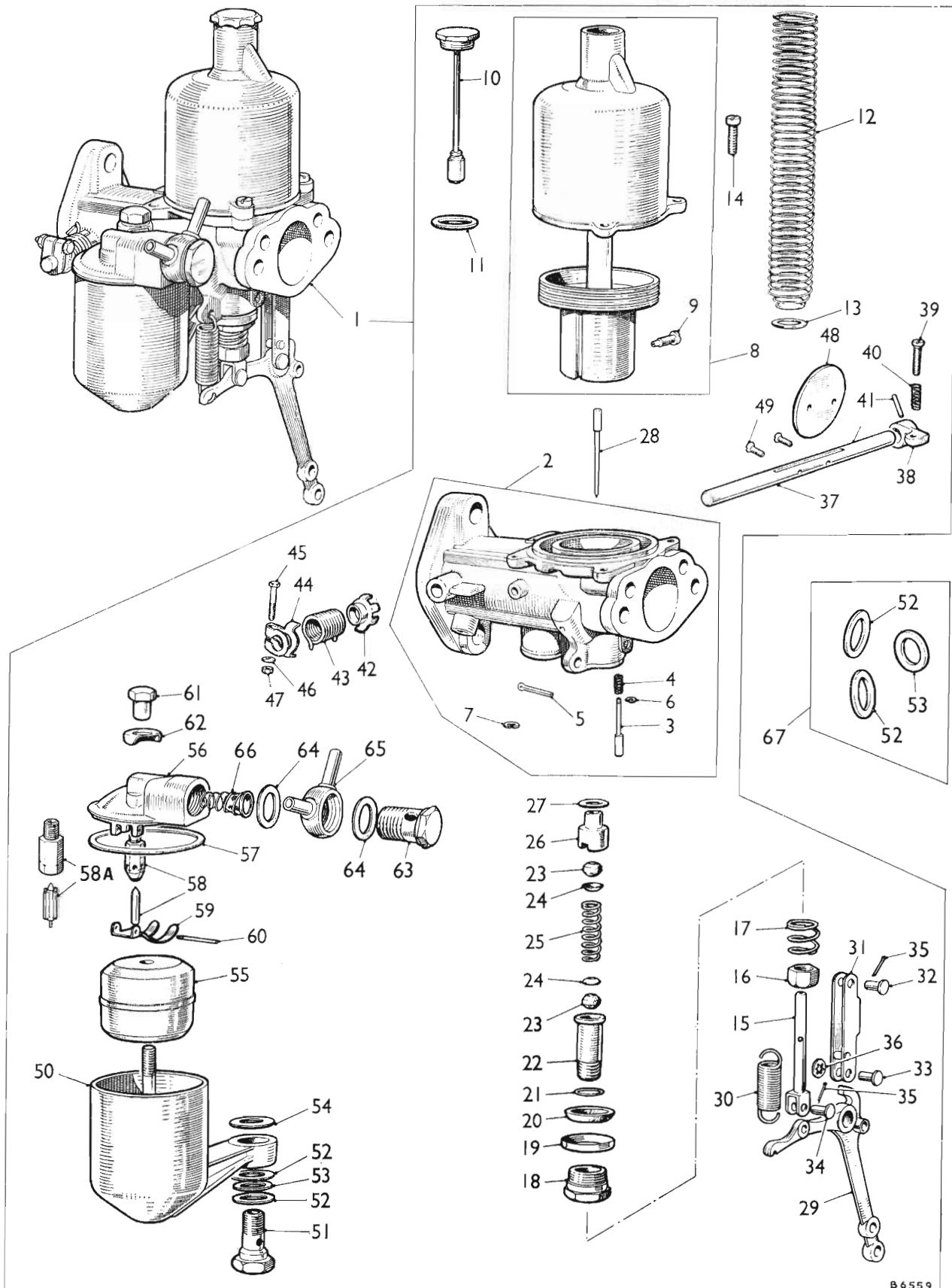


TYPE H4

CARBURETTER SERVICE PARTS LIST

AKD 5036

DESCRIPTION	Part No.	Illus. No.	Quantity	Stock recommds.			Change Point	REMARKS
				DIST.		D		
				Exp.	UK			
Type H4—continued								
Twin Installation—continued								
Carburetter assembly—front	AUC 9038	1	1				(E) 26R/1001 to 1864	
Carburetter assembly—front	AUC 9056	1	1				(E) 26R/1865 on	
Body	AUC 6033	2	1					Not available; use AUD 9047
Body assembly	AUD 9047	2	1					
Pin—piston lifting	AUC 1149	3	1					Not available; use AUC 1249 together with 1 off circlip AUC 1250
Pin—piston lifting	AUC 1249	3	1	*	*			
Spring—pin	AUC 1151	4	1	*	*			
Pin—split	AUC 1175	5	1				(E) 26R/1001 to 1864	
Circlip—pin	AUC 1058	6	1				(E) 26R/1865 on	Not available; use AUC 1250
Circlip—pin	AUC 1250	7	1					
Chamber and piston assembly	AUC 8015	8	1					
Screw—needle locking	AUC 2468	9	1					
Cap and damper	AUC 8102	10	1	*	*			
Washer (fibre)	AUC 4900	11	1	*	*			
Spring—piston—Red	AUC 4387	12	1	*	*			
Washer—thrust—spring	AUC 3071	13	1					
Screw—chamber to body	AUC 2175	14	3					
Jet	AUC 8182	15	1	*	*			
Nut—adjusting	AUC 2121	16	1					
Spring—adjusting nut	AUC 2114	17	1					
Nut—gland sealing	AUC 3232	18	1					
Ring—sealing (aluminium)	AUC 2117	19	1					
Ring—sealing (cork)	AUC 2118	20	1	*	*			
Washer—bottom bearing (copper)	AUC 3233	21	1					
Bearing—bottom	AUC 3231	22	1					
Washer—gland (cork)	AUC 2120	23	2	*	*			
Washer—gland (brass)	AUC 2119	24	2					
Spring—gland	AUC 1158	25	1					
Bearing—top	AUC 3230	26	1					
Washer—top bearing (copper)	AUC 2122	27	1					
Needle—jet								
Rich (FR)	AUD 1197	28	1	*	*			
Standard (AJ)	AUD 1041	28	1	*	*			
Weak (V2)	AUD 1410	28	1	*	*			
Lever—jet	AUC 1022	29	1					
Spring—jet lever return	AUC 1093	30	1	*	*			
Link—jet lever	AUE 373	31	1					Part No. change; was AUC 4819
Pin								
Link to body	AUC 2381	32	1					
Link to lever	AUC 5009	33	1					
Lever to jet	AUC 2381	34	1					
Split	CPS 0204	35	2					Part No. change; was AUC 2109
Washer—Starlock	AUC 5004	36	1					
Spindle—throttle	AUC 3514	37	1					
Lever—throttle stop	AUC 4709	38	1					
Screw—adjusting—lever	AUC 2521	39	1					
Spring—screw	AUC 2451	40	1					
Pin—taper—lever	AUC 2106	41	1					
Plate—return spring anchor	AUC 4770	42	1					
Spring—spindle return	AUC 4781	43	1					
Clip—end	AUC 4771	44	1					
Bolt—clip	AUC 2669	45	1					
Washer—plain	AUC 4612	46	1					
Nut—bolt	AJD 8014 Z	47	1					Part No. change; was AUC 2673
Disc—throttle	AUC 3116	48	1					
Screw—disc	AUC 1358	49	2					



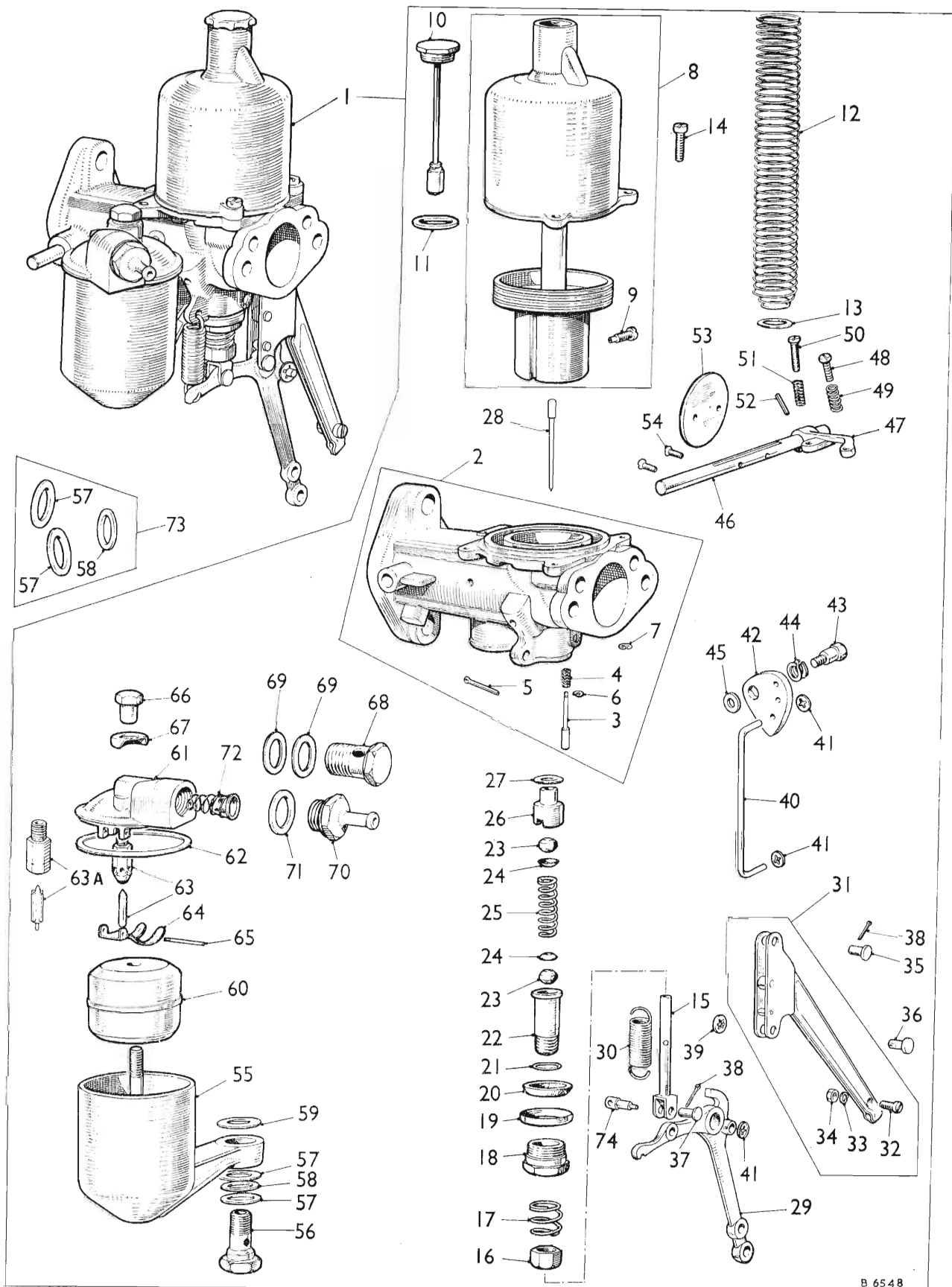
B6559

TYPE H4

CARBURETTER SERVICE PARTS LIST

AKD 5036

DESCRIPTION	Part No.	Illus. No.	Quantity	Stock recomms.			Change Point	REMARKS
				DIST.		D		
				Exp.	UK			
Chamber—float	AUC 1208	50	1					
Bolt—float chamber to body	AUC 1541	51	1					
Washer								
(Fibre)	AUC 5027	52	2] Not available; use washer kit No. 6, AUE 6	
(Brass)	AUC 5026	53	1					
(Fibre)	AUC 2130	54	1					
Float	AUC 1223	55	1	*	*			
Lid—float chamber	AUC 1160	56	1				Not available; use AUC 4260 with 1 off cover cap AUC 1245	
Lid—float chamber	AUC 4260	56	1					
Washer—lid	AUC 1147	57	1	*	*			
Needle and seat	AUC 8170	58	1				Not available; use AUD 9096	
Needle and seat	AUD 9096	58A	1	*	*			
Lever—hinged	AUC 1980	59	1					
Pin—hinge—lever	AUC 1152	60	1					
Nut—cap—lid	AUC 1163	61	1					
Cap—cover—lid	AUC 1606	62	1				Not available; use AUC 1245	
Cap—cover—lid	AUC 1245	62	1					
Bolt—banjo	AUC 2698	63	1					
Washer (fibre)	AUC 2141	64	2	*	*			
Union—banjo—double	AUC 8397	65	1			(E) 26R/1865 on		
Filter	AUC 2139	66	1					
Kit—washer—No. 6	AUE 6	67	1	*	*		Part No. change; was AUC 6906	
Washer (fibre)	AUC 5027	52	2					
Washer (brass)	AUC 5026	53	1					

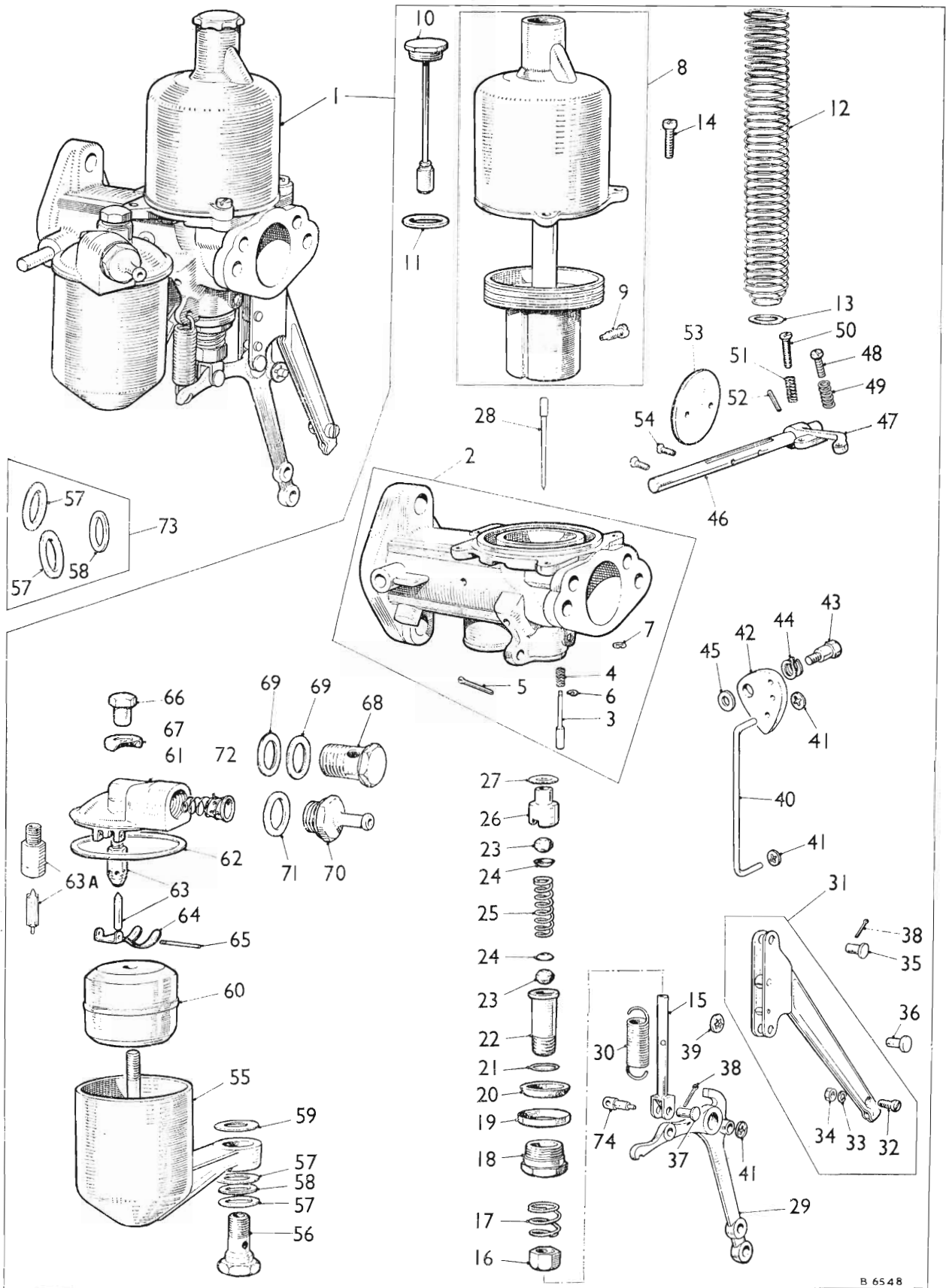


TYPE H4

CARBURETTER SERVICE PARTS LIST

AKD 5036

DESCRIPTION	Part No.	Illus. No.	Quantity	Stock recomms.			Change Point	REMARKS
				DIST.		D		
				Exp.	UK			
Type H4—continued								
Twin Installation—continued								
Carburettor assembly—rear	AUC 9039	1	1				(E) 26R/1001 to 1864	
Carburettor assembly—rear	AUC 9057	1	1				(E) 26R/1865 on	
Body	AUC 6031	2	1					Not available; use AUC 9045
Body assembly	AUD 9045	2	1					
Pin—piston lifting	AUC 1149	3	1					Not available; use AUC 1249 together with I off circlip AUC 1250
Pin—piston lifting	AUC 1249	3	1	★	★			
Spring—pin	AUC 1151	4	1	★	★			
Pin—split	AUC 1175	5	1				(E) 26R/1001 to 1864	
Circlip—pin	AUC 1058	6	1				(E) 26R/1865 on	Not available; use AUC 1250
Circlip—pin	AUC 1250	7	1					
Chamber and piston assembly	AUC 8015	8	1					
Screw—needle locking	AUC 2468	9	1					
Cap and damper	AUC 8102	10	1	★	★			
Washer (fibre)	AUC 4900	11	1	★	★			
Spring—piston—Red	AUC 4387	12	1	★	★			
Washer—thrust—spring	AUC 3071	13	1					
Screw—chamber to body	AUC 2175	14	3					
Jet	AUC 8182	15	1	★	★			
Nut—adjusting	AUC 2121	16	1					
Spring—adjusting nut	AUC 2114	17	1					
Nut—gland sealing	AUC 3232	18	1					
Ring—sealing (aluminium)	AUC 2117	19	1					
Ring—sealing (cork)	AUC 2118	20	1	★	★			
Washer—bottom bearing (copper)	AUC 3233	21	1					
Bearing—bottom	AUC 3231	22	1					
Washer—gland (cork)	AUC 2120	23	2	★	★			
Washer—gland (brass)	AUC 2119	24	2					
Spring—gland	AUC 1158	25	1					
Bearing—top	AUC 3230	26	1					
Washer—top bearing (copper)	AUC 2122	27	1					
Needle—jet								
Rich (FR)	AUD 1197	28	1	★	★			
Standard (AJ)	AUD 1041	28	1	★	★			
Weak (V2)	AUD 1410	28	1	★	★			
Lever—jet	AUC 1022	29	1					
Spring—jet lever return	AUC 1093	30	1	★	★			
Link assembly—jet lever	AUE 55	31	1					Part No. change; was AUC 1020
Bolt—link	AUA 1453	32	1					
Washer—spring	LWZ 308	33	1					Part No. change; was AUC 2246
Nut—bolt	AJD 8012 Z	34	1					Part No. change; was AUC 2156
Pin								
Link to body	AUC 2381	35	1					
Link to lever	AUC 5009	36	1					
Lever to jet	AUC 2381	37	1					
Split	CPS 0204	38	2					Part No. change; was AUC 2109
Swivel	AUC 5011	74	1					
Washer—Starlock	AUC 5004	39	1					
Link—tension	AUC 4732	40	1					
Washer—Starlock	AUC 5002	41	3					
Cam—slow running	AUC 4730	42	1					
Bolt—pivot	AUC 3471	43	1					
Washer—spring	AUC 3472	44	1					
Washer (aluminium)	AUC 4848	45	1					
Spindle—throttle	AUC 3514	46	1					
Lever—throttle stop	AUC 4713	47	1					
Screw—adjusting—lever	AUC 3464	48	1					
Spring—screw	AUC 3465	49	1					
Screw—lever—stop	AUC 2521	50	1					
Spring—screw	AUC 2451	51	1					
Pin—taper—lever	AUC 2106	52	1					
Disc—throttle	AUC 3116	53	1					
Screw—disc	AUC 1358	54	2					

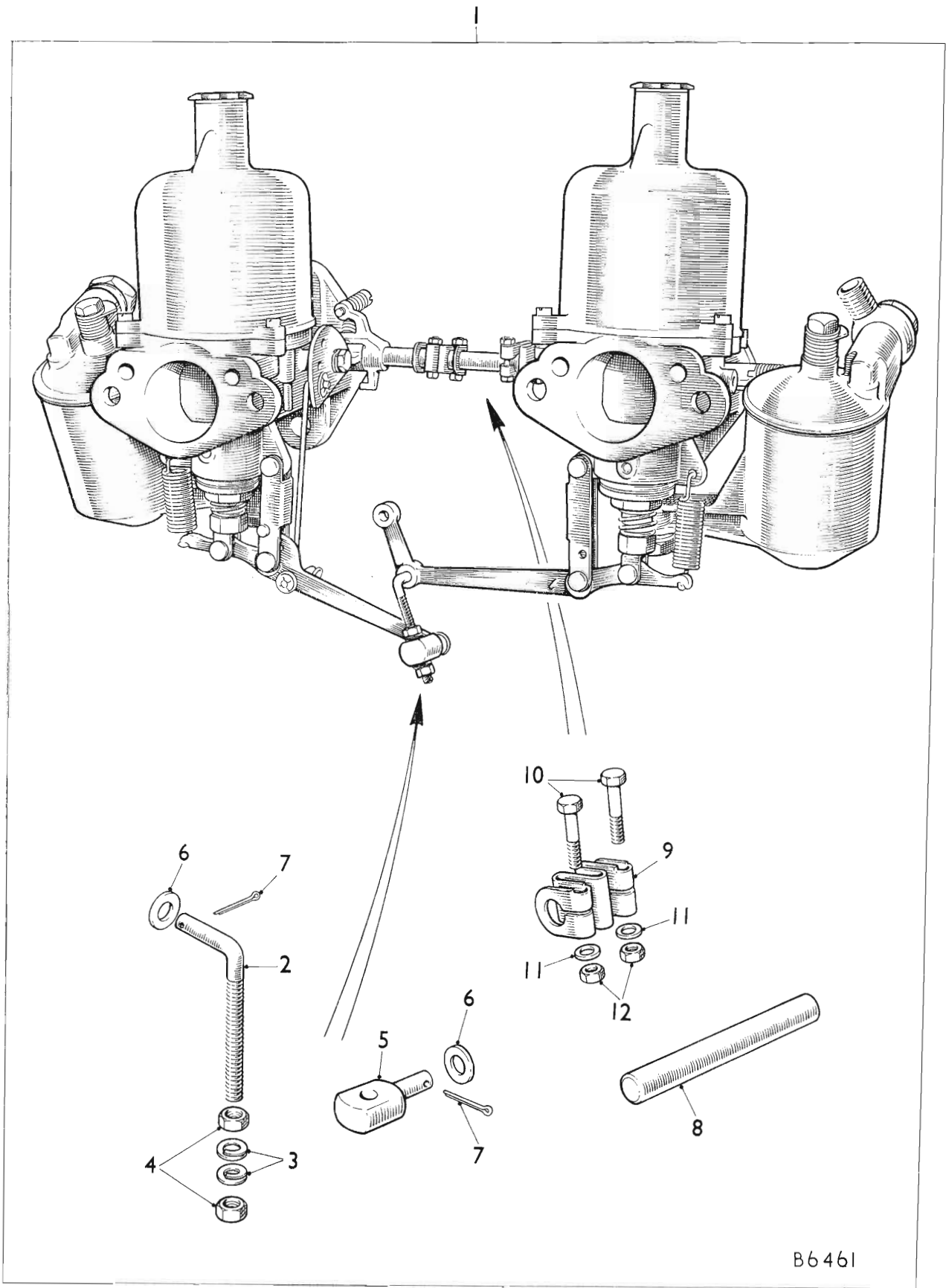


TYPE H4

CARBURETTER SERVICE PARTS LIST

AKD 5036

DESCRIPTION	Part No.	Illus. No.	Quantity	Stock recommds.			Change Point	REMARKS
				DIST.		D		
				Exp.	UK			
Chamber—float	AUC 1208	55	1					
Bolt—float chamber to body	AUC 1541	56	1					
Washer								
(Fibre)	AUC 5027	57	2] Not available; use washer kit No. 6, AUE 6	
(Brass)	AUC 5026	58	1					
(Fibre)	AUC 2130	59	1					
Float	AUC 1223	60	1	*	*			
Lid—float chamber	AUC 1160	61	1				Not available; use AUC 4260 with 1 off cover cap AUC 1245	
Lid—float chamber	AUC 4260	61	1					
Washer—lid	AUC 1147	62	1	*	*			
Needle and seat	AUC 8170	63	1				Not available; use AUD 9096	
Needle and seat	AUD 9096	63A	1	*	*			
Lever—hinged	AUC 1980	64	1					
Pin—hinge—lever	AUC 1152	65	1					
Nut—cap—lid	AUC 1163	66	1					
Cap—cover—lid	AUC 1606	67	1				Not available; use AUC 1245	
Cap—cover—lid	AUC 1245	67	1					
Bolt—banjo	AUC 2698	68	1] (E) 26R/1001 to 1864	
Washer (fibre)	AUC 2141	69	2					
Nozzle—inlet	AUC 5139	70	1] (E) 26R/1865 on	
Washer (fibre)	AUC 2141	71	1	*	*			
Filter	AUC 2139	72	1					
Kit—washer—No. 6	AUE 6	73	1	*	*		Part No. change; was AUC 6906	
Washer (fibre)	AUC 5027	57	2					
Washer (brass)	AUC 5026	58	1					



B6461

TYPE H4

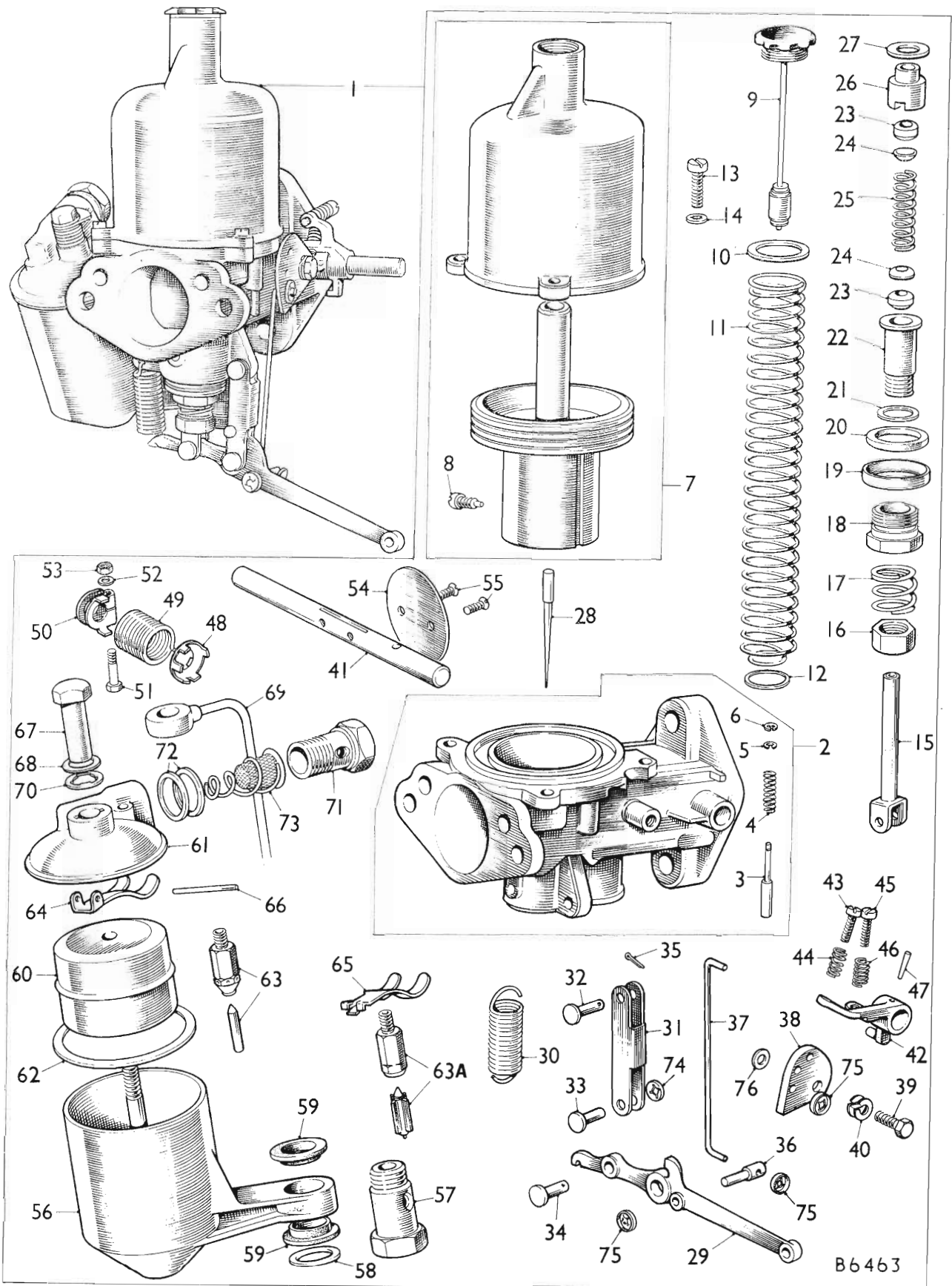
CARBURETTER SERVICE PARTS LIST

AKD 5036

DESCRIPTION	Part No.	Illus. No.	Quantity	Stock recommds.			Change Point	REMARKS
				DIST.				
				Exp.	UK	D		

Type H4—continued
Twin Installation—continued

Carburetter installation	AUC 784	1	1 pr	*	*		
Rod—jet lever connecting	AUC 4915	2	1				
Washer—spring—rod	AUC 1863	3	2				
Nut—rod	AJD 8012 Z	4	2				Part No. change; was AUC 2156
Trunnion—rod.....	AUC 4916	5	1				
Washer (brass).....	AUC 1006	6	2				
Pin—split	CPS 0204	7	2				Part No. change; was AUC 2109
Rod—throttle connecting	AUC 2402	8	1				
Coupling—rod	AUC 4334	9	2				
Bolt—coupling	AUC 2669	10	4				
Washer—plain	AUC 4612	11	4				
Nut—bolt	AJD 8014 Z	12	4				Part No. change; was AUC 2678

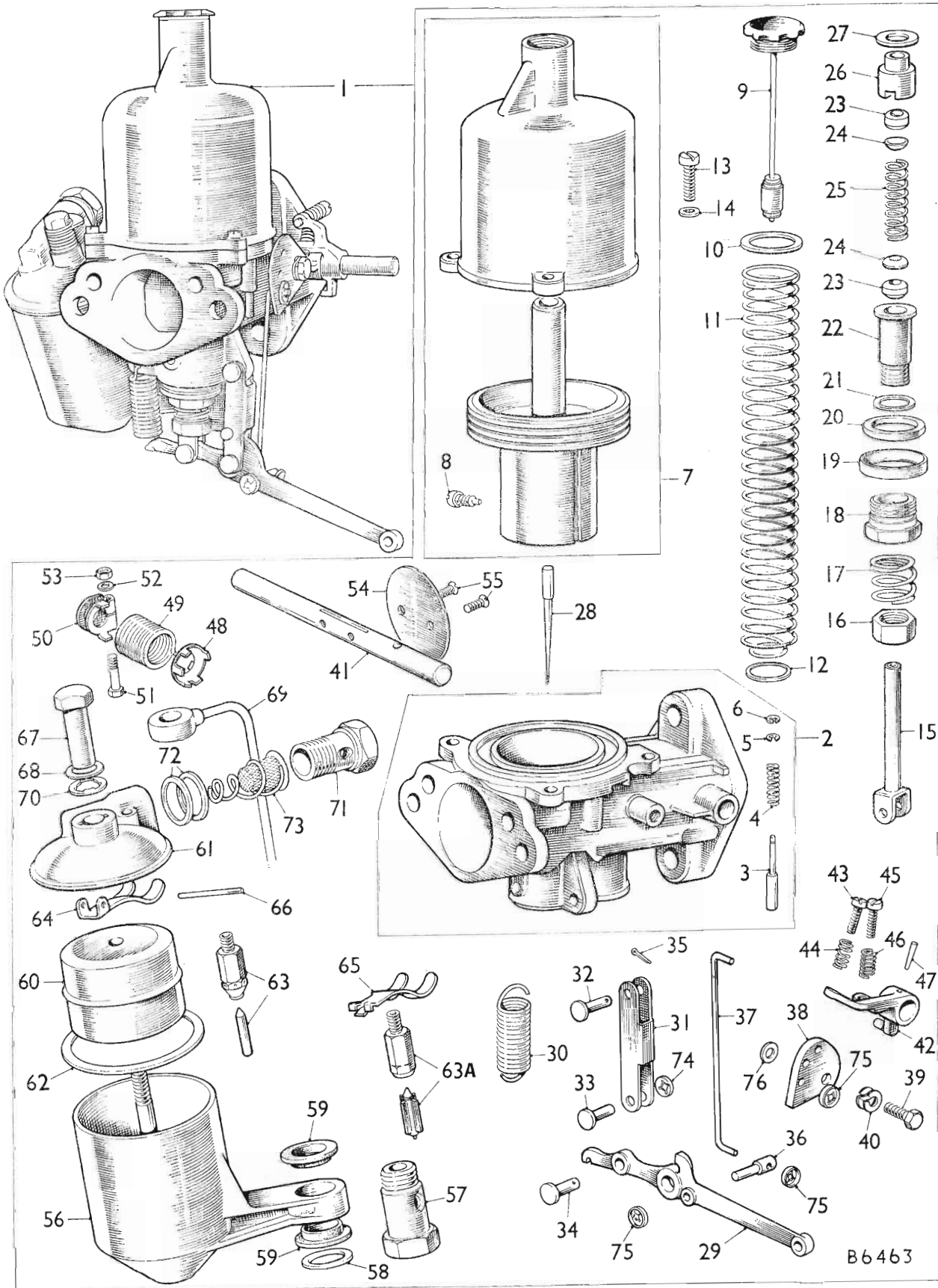


TYPE H4

CARBURETTER SERVICE PARTS LIST

AKD 5036

DESCRIPTION	Part No.	Illus. No.	Quantity	Stock recommds.			Change Point	REMARKS
				DIST.		D		
				Exp.	UK			
Type H4—continued								
Twin Installation—continued								
Carburettor assembly—front								
Body	AUC 9020	1	1					
	AUC 6031	2	1					Not available; use AUC 9045
Body assembly								
Pin—piston lifting	AUD 9045	2	1					
	AUC 1149	3	1					Not available; use AUC 1249 together with 1 off circlip AUC 1250
Pin—piston lifting	AUC 1249	3	1	★	★			
Spring—pin	AUC 1151	4	1	★	★			
Circlip—pin	AUC 1058	5	1					Not available; use AUC 1250
Circlip—pin	AUC 1250	6	1					
Chamber and piston assembly								
Screw—needle locking	AUC 8019	7	1					
	AUC 2468	8	1					
Cap and damper	AUC 8102	9	1	★	★			
Washer (fibre)	AUC 4900	10	1	★	★			
Spring—piston—Red	AUC 4387	11	1	★	★			
Washer—thrust—spring	AUC 3071	12	1					
Screw—chamber to body	AUC 2175	13	3					
Washer—shakeproof	LWN 403	14	3					Part No. change; was AUA 4643
Jet	AUC 8182	15	1	★	★			
Nut—adjusting	AUC 2121	16	1					
Spring—adjusting nut	AUC 2114	17	1					
Nut—gland sealing	AUC 3232	18	1					
Ring—sealing (aluminium)	AUC 2117	19	1					
Ring—sealing (cork)	AUC 2118	20	1	★	★			
Washer—bottom bearing (copper)	AUC 3233	21	1					
Bearing—bottom	AUC 3231	22	1					
Washer—gland (cork)	AUC 2120	23	2	★	★			
Washer—gland (brass)	AUC 2119	24	2					
Spring—gland	AUC 1158	25	1					
Bearing—top	AUC 3230	26	1					
Washer—top bearing (copper)	AUC 2122	27	1					
Needle—jet								
Rich (CC)	AUD 1093	28	1	★	★			
Standard (GS)	AUD 1222	28	1	★	★			
Weak (No. 4)	AUD 1003	28	1	★	★			
Lever—jet	AUC 5091	29	1					
Spring—jet lever return	AUC 4667	30	1	★	★			
Link—jet lever	AUE 373	31	1					Part No. change; was AUC 4819
Pin								
Link to body	AUC 2381	32	1					
Link to lever	AUC 5009	33	1					
Lever to jet	AUC 2381	34	1					
Split	CPS 0204	35	3					Part No. change; was AUC 2109
Swivel	AUC 4631	36	1					
Washer—Starlock	AUC 5004	74	1					
Link—tension	AUC 4732	37	1					
Washer—Starlock	AUC 5002	75	3					
Cam—slow running	AUC 4730	38	1					
Bolt—pivot	AUC 3471	39	1					
Washer—spring	AUC 3472	40	1					
Washer (aluminium)	AUC 4848	76	1					
Spindle—throttle	AUC 3242	41	1					
Lever—throttle stop	AUC 4713	42	1					
Screw—adjusting—lever	AUC 2521	43	1					
Spring—screw	AUC 2451	44	1					
Screw—slow running	AUC 3464	45	1					
Spring—screw	AUC 3465	46	1					
Pin—taper—lever	AUC 2106	47	1					
Plate—return spring anchor	AUC 4770	48	1					
Spring—spindle return	AUC 4781	49	1					
Clip—end	AUC 4771	50	1					
Bolt—clip	AUC 2669	51	1					
Washer—plain	AUC 4612	52	1					
Nut—bolt	AJD 8014Z	53	1					Part No. change; was AUC 2673
Disc—throttle	AUC 3116	54	1					
Screw—disc	AUC 1358	55	2					



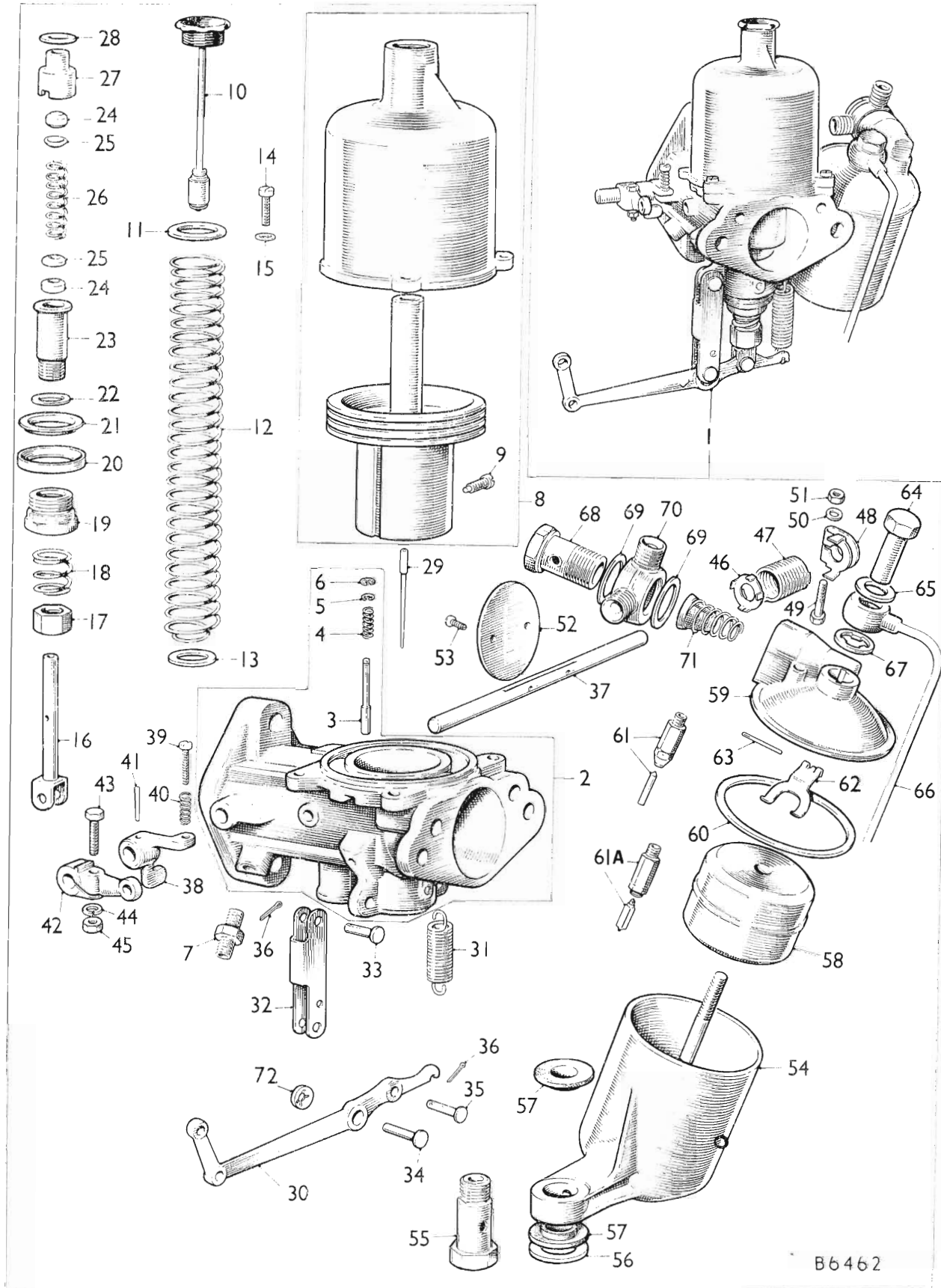
TYPE H4

CARBURETTER SERVICE PARTS LIST

AKD 5036

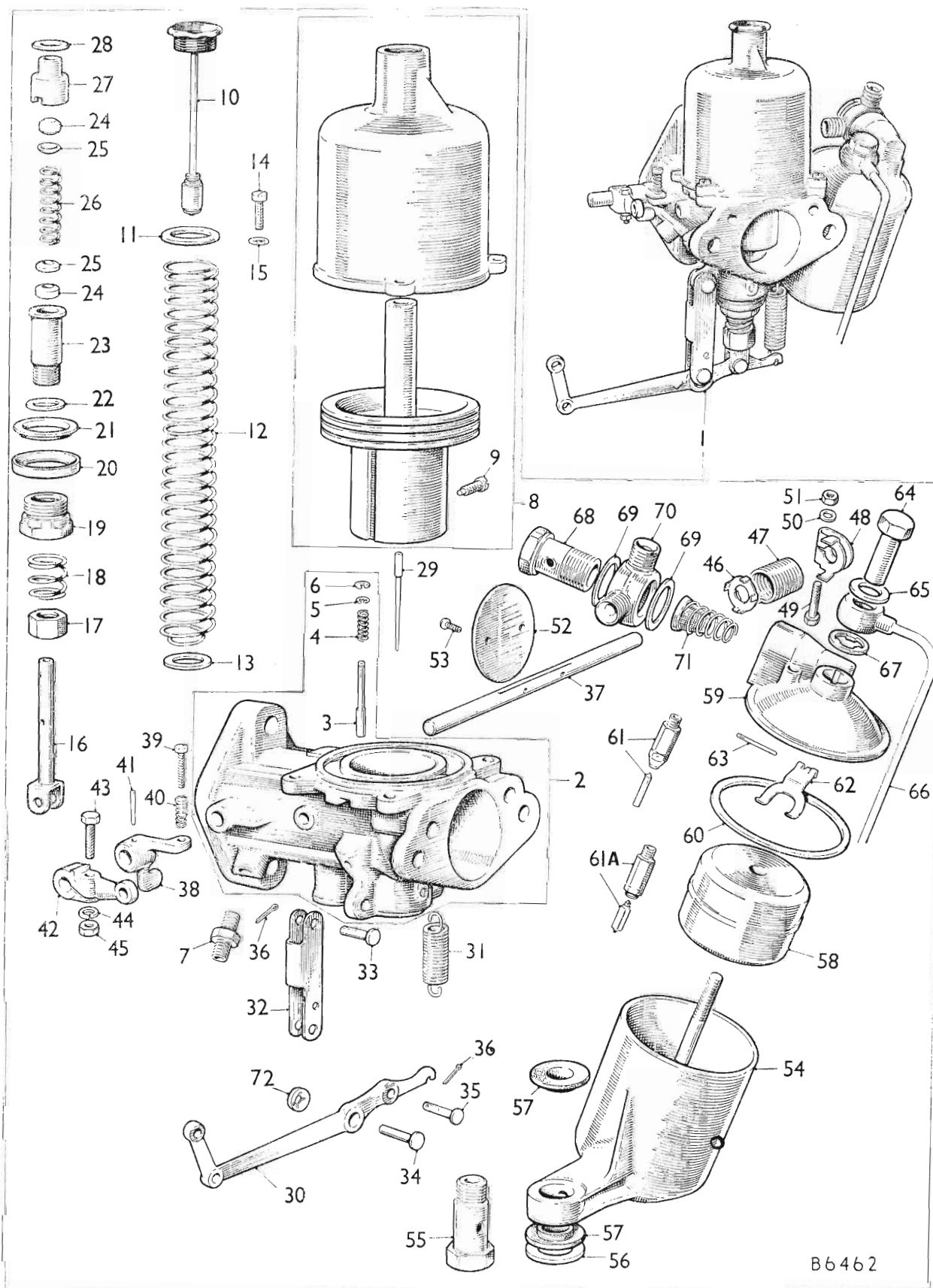
DESCRIPTION	Part No.	Illus. No.	Quantity	Stock recommds.			Change Point	REMARKS
				DIST.		D		
				Exp.	UK			
Chamber—float	AUC 3496	56	1					
Bolt—chamber to body	AUC 1135	57	1				Not available; use AUC 1335	
Bolt—chamber to body	AUC 1335	57	1					
Washer—dished	AUC 1137	58	1				Not available; use AUC 1337	
Washer—dished	AUC 1337	58	1					
Grommet—bolt (rubber)	AUC 1334	59	2				Not available; use AUC 1534	
Grommet—bolt (rubber)	AUC 1534	59	1	*	*			
Float	AUC 1123	60	1	*	*			
Lid—float chamber	AUC 4261	61	1				Not available; use AUD 2284 together with 1 off lever AUD 2285	
Lid—float chamber	AUD 2284	61	1					
Washer—lid	AUC 1147	62	1	*	*			
Needle and seat	AUC 8170	63	1				Not available; use AUD 9096	
Needle and seat	AUD 9096	63A	1	*	*			
Lever—hinged	AUC 1980	64	1					
Lever—hinged	AUD 2285	65	1				For use with AUD 2284	
Pin—hinge—lever	AUC 1152	66	1					
Nut—cap—lid	AUC 1867	67	1					
Washer (aluminium)	AUC 1557	68	1					
Pipe—air vent and overflow	AUC 3202	69	1					
Washer (fibre)	AUC 1928	70	1	*	*			
Bolt—banjo	AUC 2698	71	1					
Washer (fibre)	AUC 2141	72	2	*	*			
Filter	AUC 2139	73	1					

Type H4—continued
Twin Installation—continued



TYPE H4

DESCRIPTION	Part No.	Illus. No.	Quantity	Stock recomms.			Change Point	REMARKS
				DIST.		D		
				Exp.	UK			
Type H4—continued								
Twin Installation—continued								
Carburetter assembly—rear	AUC 9021	1	1					
Body	AUC 6033	2	1					Not available; use AUC 9047
Body assembly	AUC 9047	2	1					
Pin—piston lifting	AUC 1149	3	1					Not available; use AUC 1249 together with 1 off circlip AUC 1250
Pin—piston lifting	AUC 1249	3	1	*	*			
Spring—pin	AUC 1151	4	1	*	*			
Circlip—pin	AUC 1058	5	1					Not available; use AUC 1250
Circlip—pin	AUC 1250	6	1					
Union—automatic ignition	AUC 4490	7	1					
Chamber and piston assembly	AUC 8019	8	1					
Screw—needle locking	AUC 2468	9	1					
Cap and damper	AUC 8102	10	1	*	*			
Washer (fibre)	AUC 4900	11	1	*	*			
Spring—piston—Red	AUC 4387	12	1	*	*			
Washer—thrust—spring	AUC 3071	13	1					
Screw—chamber to body	AUC 2175	14	3					
Washer—shakeproof	LWN 403	15	3					Part No. change; was AUA 4643
Jet	AUC 8182	16	1	*	*			
Nut—adjusting	AUC 2121	17	1					
Spring—adjusting nut	AUC 2114	18	1					
Nut—gland sealing	AUC 3232	19	1					
Ring—sealing (aluminium)	AUC 2117	20	1					
Ring—sealing (cork)	AUC 2118	21	1	*	*			
Washer—bottom bearing (copper)	AUC 3233	22	1					
Bearing—bottom	AUC 3231	23	1					
Washer—gland (cork)	AUC 2120	24	2	*	*			
Washer—gland (brass)	AUC 2119	25	2					
Spring—gland	AUC 1158	26	1					
Bearing—top	AUC 3230	27	1					
Washer—top bearing (copper)	AUC 2122	28	1					
Needle—jet								
Rich (CC)	AUC 1093	29	1	*	*			
Standard (GS)	AUC 1222	29	1	*	*			
Weak (No. 4)	AUC 1003	29	1	*	*			
Lever—jet	AUC 5092	30	1					
Spring—jet lever return	AUC 4667	31	1	*	*			
Link—jet lever	AUC 373	32	1					Part No. change; was AUC 4819
Pin								
Link to body	AUC 2381	33	1					
Link to lever	AUC 5009	34	1					
Lever to jet	AUC 2381	35	1					
Split	CPS 0204	36	2					Part No. change; was AUC 2109
Washer—Starlock	AUC 5004	72	1					
Spindle—throttle	AUC 3242	37	1					
Lever—throttle stop	AUC 2198	38	1					
Screw—adjusting—lever	AUC 2521	39	1					
Spring—screw	AUC 2451	40	1					
Pin—taper—lever	AUC 2106	41	1					
Lever—throttle	AUC 1501	42	1					
Bolt—lever	AJD 1042	43	1					Part No. change; was AUC 2694
Washer—spring	LWZ 303	44	1					Part No. change; was AUC 2246
Nut—bolt	AJD 8012Z	45	1					Part No. change; was AUC 2156
Plate—return spring anchor	AUC 4770	46	1					
Spring—spindle return	AUC 4782	47	1					
Clip—end	AUC 4771	48	1					
Bolt—clip	AUC 2669	49	1					
Washer—plain	AUC 4612	50	1					
Nut—bolt	AJD 8014Z	51	1					Part No. change; was AUC 2673
Disc—throttle	AUC 3116	52	1					
Screw—disc	AUC 1358	53	2					



TYPE H4

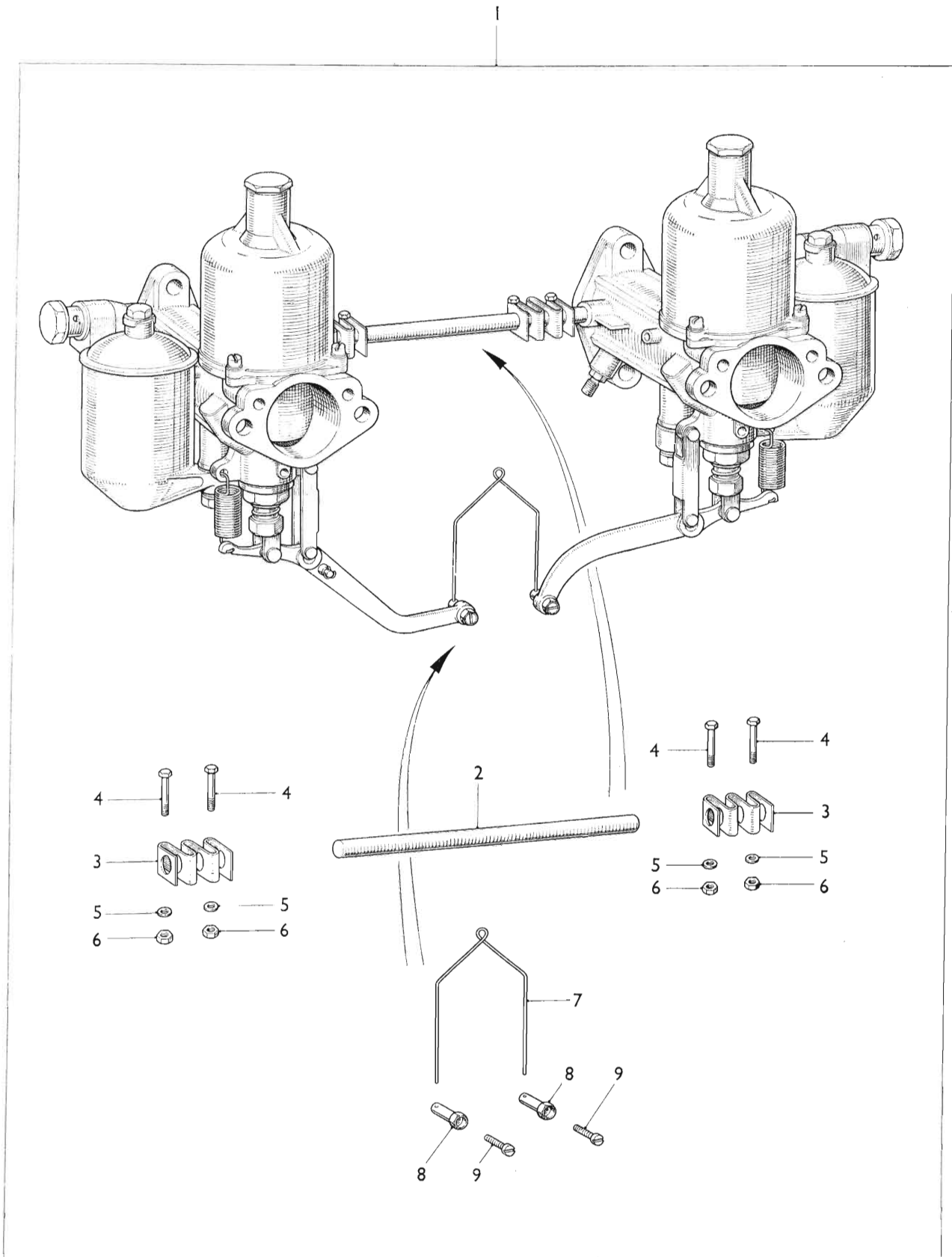
CARBURETTER SERVICE PARTS LIST

AKD 5036

DESCRIPTION	Part No.	Illus. No.	Quantity	Stock recommds.			Change Point	REMARKS
				DIST.		D		
				Exp.	UK			

Type H4—continued
Twin Installation—continued

Chamber—float	AUC 3495	54	1					
Bolt—chamber to body	AUC 1135	55	1					Not available; use AUC 1335
Bolt—chamber to body	AUC 1335	55	1					
Washer—dished	AUC 1137	56	1					Not available; use AUC 1337
Washer—dished	AUC 1337	56	1					
Grommet (rubber).....	AUC 1334	57	2					Not available; use AUC 1534
Grommet (rubber).....	AUC 1534	57	2	★	★			
Float	AUC 1123	58	1	★	★			
Lid—float chamber.....	AUC 4260	59	1					
Washer—lid	AUC 1147	60	1	★	★			
Needle and seat	AUC 8170	61	1					Not available; use AUD 9096
Needle and seat	AUD 9096	61A	1	★	★			
Lever—hinged	AUC 1980	62	1					
Pin—hinge—lever	AUC 1152	63	1					
Nut—cap—lid	AUC 1867	64	1					
Washer (aluminium)	AUC 1557	65	1					
Pipe—air vent and overflow	AUC 3202	66	1					
Washer (fibre)	AUC 1928	67	1	★	★			
Bolt—banjo	AUC 2698	68	1					
Washer (fibre)	AUC 2141	69	2	★	★			
Union—banjo—double.....	AUC 1832	70	1					
Filter	AUC 2139	71	1					



B6695

TYPE H4

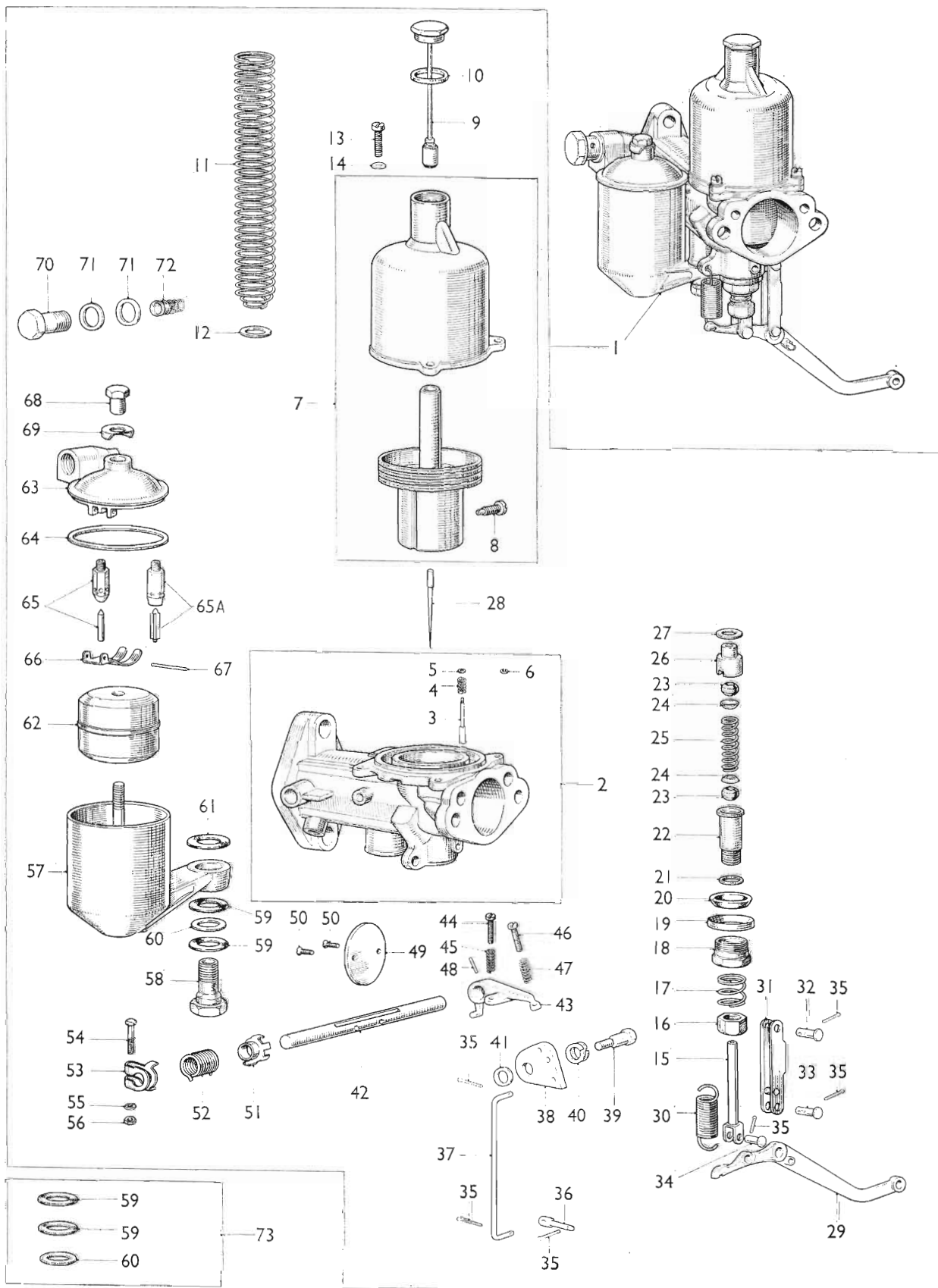
CARBURETTER SERVICE PARTS LIST

AKD 5036

DESCRIPTION	Part No.	Illus. No.	Quantity	Stock recommds.			Change Point	REMARKS
				DIST.		D		
				Exp.	UK			

Type H4—*continued*
Twin Installation—*continued*

Carburetter installation	AUC 815	1	1 pr.	★	★		
Rod—throttle spindle connecting	AUC 2401	2	1				
Coupling—rod	AUC 4334	3	2				
Bolt—coupling	AUC 2669	4	4				
Washer—plain	AUC 4612	5	4				
Nut—bolt	AJD 8014Z	6	4				Part No. change; was AUC 2673
Stirrup—jet lever connecting	AUC 1025	7	1				
Pin—stirrup	AUC 5058	8	2				
Screw—pin	AUC 5047	9	2				



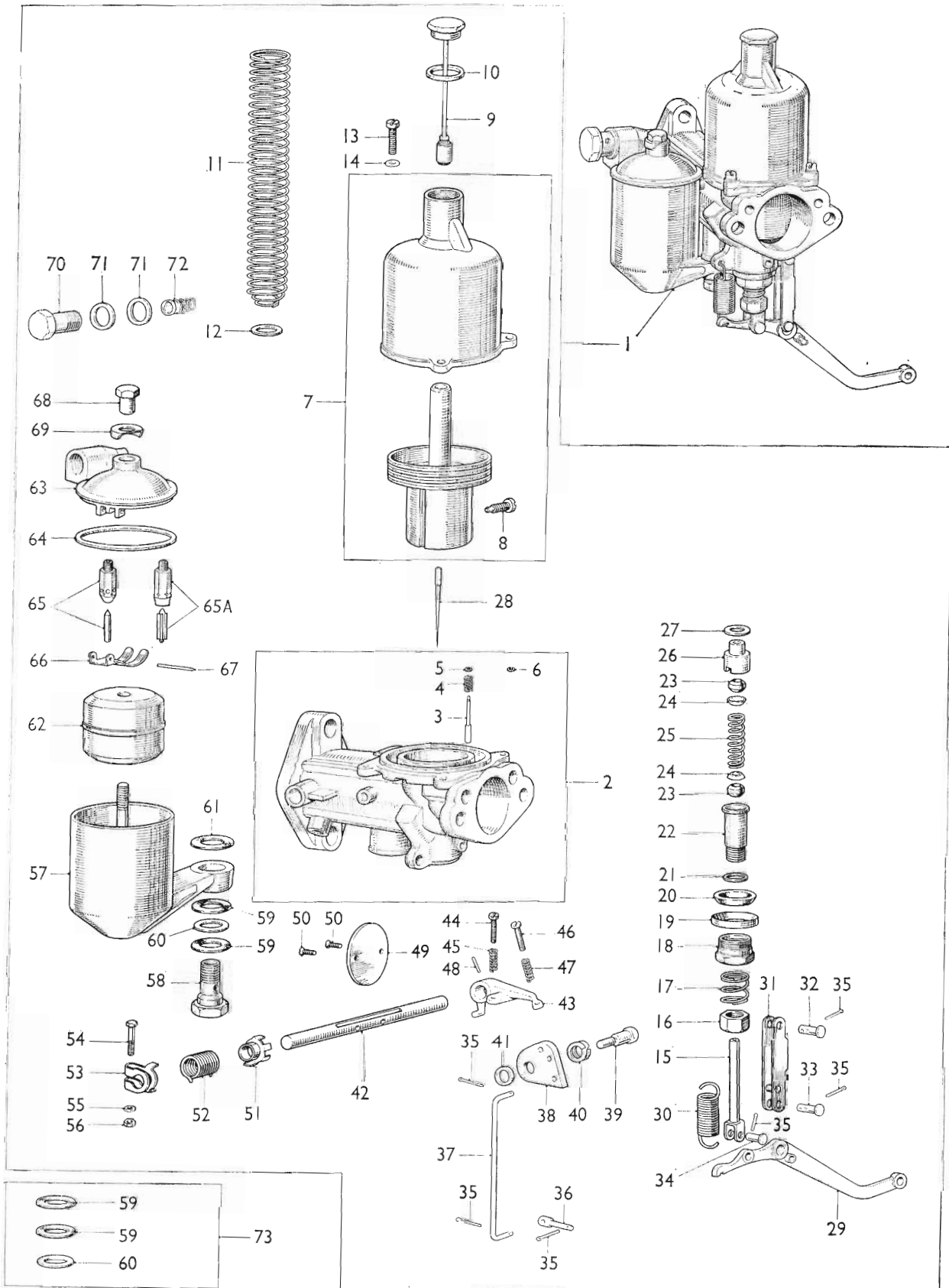
B6696

TYPE H4

CARBURETTER SERVICE PARTS LIST

AKD 5036

DESCRIPTION	Part No.	Illus. No.	Quantity	Stock recommds.			Change Point	REMARKS
				DIST.		D		
				Exp.	UK			
Type H4—continued								
Twin Installation—continued								
Carburettor assembly—front	AUC 9030	1	1					
Body	AUC 6031	2	1					Not available; use AUD 9045
Body assembly	AUD 9045	2	1					
Pin—piston lifting	AUC 1149	3	1					Not available; use AUC 1249 together with 1 off circlip AUC 1250
Pin—piston lifting	AUC 1249	3	1	*	*			
Spring—pin	AUC 1151	4	1	*	*			
Circlip—pin	AUC 1058	5	1					Not available; use AUC 1250
Circlip—pin	AUC 1250	6	1					
Chamber and piston assembly	AUC 8015	7	1					
Screw—needle locking	AUC 2468	8	1					
Cap and damper	AUC 8102	9	1	*	*			
Washer (fibre)	AUC 4900	10	1	*	*			
Spring—piston—Red	AUC 4387	11	1	*	*			
Washer—thrust—spring	AUC 3071	12	1					
Screw—chamber to body	AUC 2175	13	3					
Washer—shakeproof	LWN 403	14	3					Part No. change; was AUA 4643
Jet	AUC 8182	15	1	*	*			
Nut—adjusting	AUC 2121	16	1	*	*			
Spring—adjusting nut	AUC 2114	17	1					
Nut—gland sealing	AUC 3232	18	1					
Ring—sealing (aluminium)	AUC 2117	19	1					
Ring—sealing (cork)	AUC 2118	20	1	*	*			
Washer—bottom bearing (copper)	AUC 3233	21	1					
Bearing—bottom	AUC 3231	22	1					
Washer—gland (cork)	AUC 2120	23	2	*	*			
Washer—gland (brass)	AUC 2119	34	2					
Spring—gland	AUC 1158	25	1					
Bearing—top	AUC 3230	36	1					
Washer—top bearing (copper)	AUC 2122	27	1					
Needle—jet								
Rich (No. 4)	AUD 1003	28	1	*	*			
Standard (AJ)	AUD 1041	28	1	*	*			
Weak (M1)	AUD 1267	28	1	*	*			
Lever—jet	AUC 4823	29	1					
Spring—jet lever return	AUC 4667	30	1	*	*			
Link—jet lever	AUE 373	31	1					Part No. change; was AUC 4819
Pin								
Link to body	AUC 2381	32	1					
Link to lever	AUC 2381	33	1					
Lever to jet	AUC 2381	34	1					
Split	CPS 0204	35	6					
Swivel	AUC 4631	36	1					
Link—tension	AUC 4732	37	1					
Cam—slow running	AUC 4730	39	1					
Bolt—pivot	AUC 3471	39	1					
Washer—spring	AUC 3472	40	1					
Washer (aluminium)	AUC 4848	41	1					
Spindle—throttle	AUC 3212	42	1					
Lever—throttle stop	AUC 4713	43	1					
Screw—adjusting	AUC 3464	44	1					
Spring—screw	AUC 3465	45	1					
Screw—slow running	AUC 3464	46	1					
Spring—screw	AUC 3465	47	1					
Pin—taper	AUC 2106	48	1					
Disc—throttle	AUC 3116	49	1					
Screw—disc	AUC 1358	50	2					

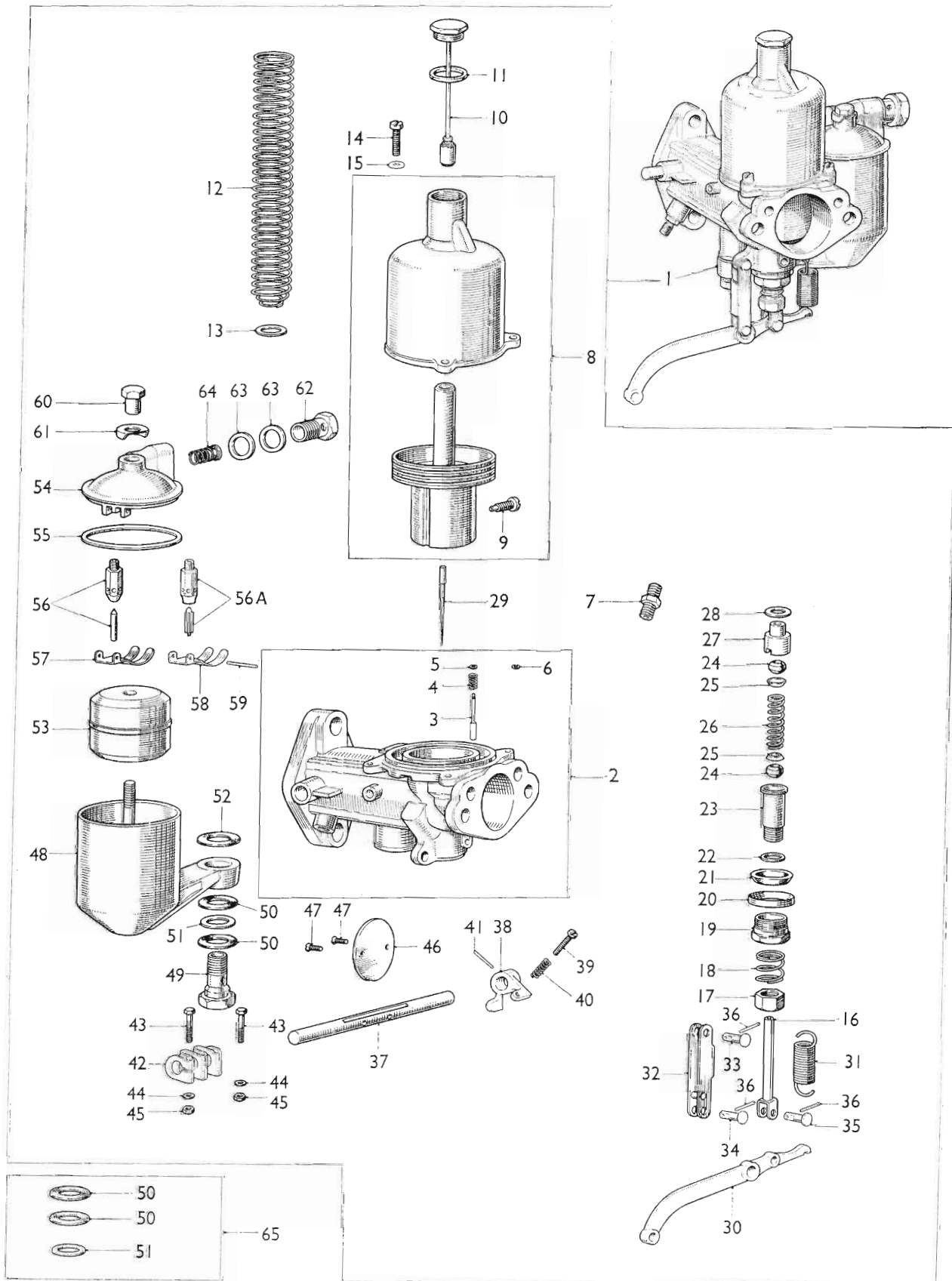


TYPE H4

CARBURETTER SERVICE PARTS LIST

AKD 5036

DESCRIPTION	Part No.	Illus. No.	Quantity	Stock recomms.			Change Point	REMARKS
				DIST.		D		
				Exp.	UK			
Type H4—continued								
Twin Installation—continued								
Plate—return spring anchor	AUC 4770	51	1					
Spring—spindle return	AUC 4781	52	1					
Clip—end	AUC 4771	53	1					
Bolt—clip	AUC 2669	54	1					
Washer—plain	AUC 4612	55	1					
Nut—bolt	AJD 8014 Z	56	1					Part No. change; was AUC 2673
Chamber—float	AUC 1208	57	1					
Bolt—float chamber to body	AUC 1541	58	1					
Washer								
(Fibre).....	AUC 5027	59	2] Not available; use washer kit No. 6, AUE 6
(Brass)	AUC 5026	60	1					
(Fibre).....	AUC 2130	61	1					
Float	AUC 1123	62	1	*	*			
Lid—float chamber.....	AUC 1160	63	1					Not available; use AUC 4260 with 1 off cover cap AUC 1245
Lid—float chamber.....	AUC 4260	63	1					
Washer—lid	AUC 1147	64	1	*	*			
Needle and seat	AUC 8170	65	1					Not available; use AUD 9096
Needle and seat	AUD 9096	65A	1	*	*			
Lever—hinged	AUC 1980	66	1					
Pin—hinge	AUC 1152	67	1					
Nut—cap	AUC 1163	68	1					
Cap—cover.....	AUC 1606	69	1					Not available; use AUC 1245
Cap—cover.....	AUC 1245	69	1					
Bolt—banjo	AUC 2698	70	1					
Washer (fibre)	AUC 2141	71	2	*	*			
Filter	AUC 2139	72	1					
Kit—washer—No. 6	AUE 6	73	1	*	*			Part No. change; was AUC 6906
Washer (fibre)	AUC 5027	59	2					
Washer (brass).....	AUC 5026	60	1					



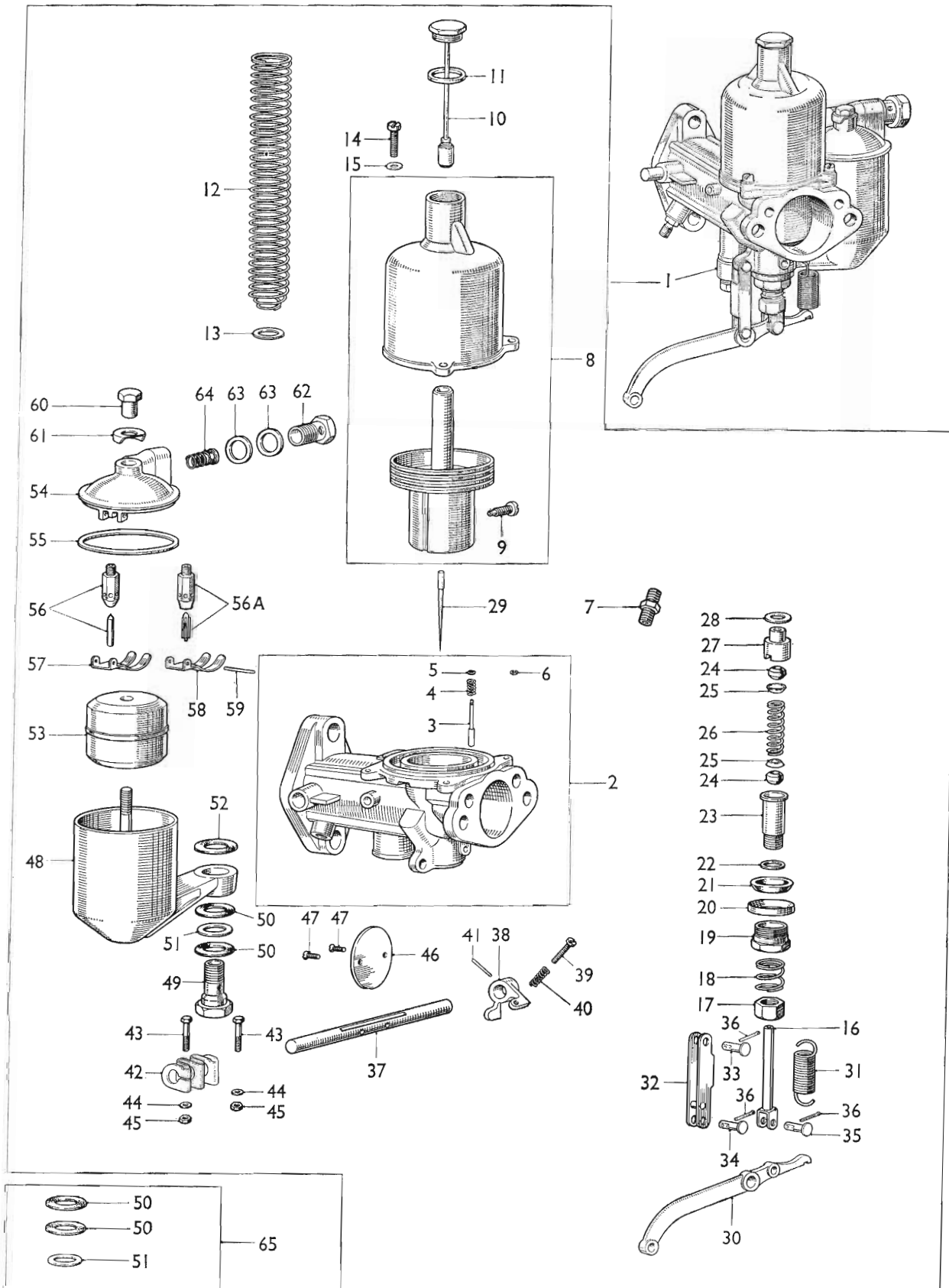
86697

TYPE H4

CARBURETTER SERVICE PARTS LIST

AKD 5036

DESCRIPTION	Part No.	Illus. No.	Quantity	Stock recommds.			Change Point	REMARKS
				DIST.				
				Exp.	UK	D		
Type H4—continued								
Twin Installation—continued								
Carburettor assembly—rear	AUC 9031	1	1					
Body	AUC 6038	2	1					Not available; use AUC 9052
Body assembly	AUC 9052	2	1					
Pin—piston lifting	AUC 1149	3	1					Not available; use AUC 1249 together with 1 off circlip AUC 1250
Pin—piston lifting	AUC 1249	3	1	*	*			
Spring—pin	AUC 1151	4	1	*	*			
Circlip—pin	AUC 1058	5	1					Not available; use AUC 1250
Circlip—pin	AUC 1250	6	1					
Union—auto ignition	AUC 5100	7	1					
Chamber and piston assembly	AUC 8015	8	1					
Screw—needle locking	AUC 2468	9	1					
Cap and damper	AUC 8102	10	1	*	*			
Washer (fibre)	AUC 4900	11	1	*	*			
Spring—piston—Red	AUC 4387	12	1	*	*			
Washer—thrust—spring	AUC 3071	13	1					
Screw—chamber to body	AUC 2175	14	3					
Washer—shakeproof	LWN 403	15	3					
Jet	AUC 8182	16	1	*	*			
Nut—adjusting	AUC 2121	17	1					
Spring—adjusting nut	AUC 2114	18	1					
Nut—gland sealing	AUC 3232	19	1					
Ring—sealing (aluminium)	AUC 2117	20	1					
Ring—sealing (cork)	AUC 2118	21	1	*	*			
Washer—bottom bearing (copper)	AUC 3233	22	1					
Bearing—bottom	AUC 3231	23	1					
Washer—gland (cork)	AUC 2120	24	2	*	*			
Washer—gland (brass)	AUC 2119	25	2					
Spring—gland	AUC 1158	26	1					
Bearing—top	AUC 3230	27	1					
Washer—top bearing (copper)	AUC 2122	28	1					
Needle—jet								
Rich (No. 4)	AUC 1003	29	1	*	*			
Standard (AJ)	AUC 1041	29	1	*	*			
Weak (M1)	AUC 1267	29	1	*	*			
Lever—jet	AUC 5122	30	1					
Spring—jet lever return	AUC 4667	31	1	*	*			
Link—jet lever	AUC 3419	32	1					
Pin								
Link to body	AUC 2381	33	1					
Link to lever	AUC 2381	34	1					
Lever to jet	AUC 2381	35	1					
Split	CPS 0204	36	3					Part No. change; was AUC 2109
Spindle—throttle	AUC 3347	37	1					
Lever—throttle stop	AUC 2199	38	1					
Screw—adjusting	AUC 3464	39	1					
Spring—screw	AUC 3465	40	1					
Pin—taper—lever	AUC 2106	41	1					
Coupling—spindle	AUC 4334	42	1					
Bolt—coupling	AUC 2669	43	2					
Washer—plain	AUC 4612	44	2					
Nut—bolt	AJD 8014 Z	45	2					Part No. change; was AUC 2673
Disc—throttle	AUC 3116	46	1					
Screw—disc	AUC 1358	47	2					



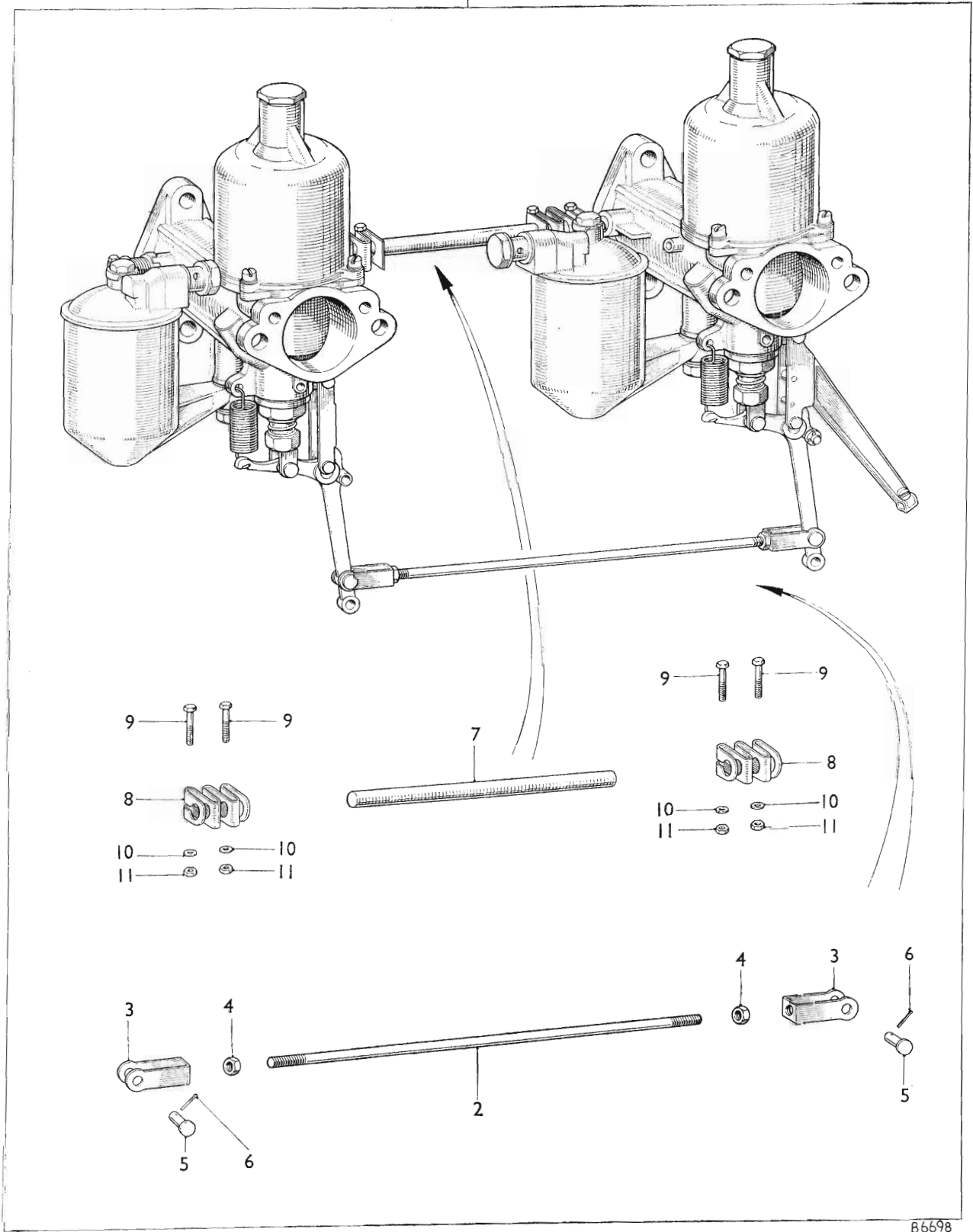
B 6697

TYPE H4

CARBURETTER SERVICE PARTS LIST

AKD 5036

DESCRIPTION	Part No.	Illus. No.	Quantity	Stock recommds.			Change Point	REMARKS
				DIST.		D		
				Exp.	UK			
Chamber—float	AUC 1208	48	1					
Bolt—float chamber to body	AUC 1541	49	1					
Washer								
(Fibre).....	AUC 5027	50	2] Not available; use washer kit No. 6 AUE 6	
(Brass).....	AUC 5026	51	1					
(Fibre).....	AUC 2130	52	1					
Float	AUC 1123	53	1	*	*			
Lid—float chamber.....	AUC 1161	54	1				Not available; use AUC 4261 with 1 off cover cap AUC 1245	
	AUC 4261	54	1				Not available; use AUD 2284 with 1 off lever AUD 2285	
	AUD 2284	54	1					
Washer—lid	AUC 1147	55	1	*	*			
Needle and seat	AUC 8170	56	1				Not available; use AUD 9096	
Needle and seat	AUD 9096	56A	1	*	*			
Lever—hinged	AUC 1980	57	1					
Lever—hinged	AUD 2285	58	1				For use with AUD 2284	
Pin—hinge	AUC 1152	59	1					
Nut—cap	AUC 1163	60	1					
Cap—cover.....	AUC 1606	61	1				Not available; use AUC 1245	
Cap—cover	AUC 1245	61	1					
Bolt—banjo	AUC 2698	62	1					
Washer (fibre)	AUC 2141	63	2	*	*			
Filter	AUC 2139	64	1					
Kit—washer—No. 6	AUE 6	65	1	*	*		Part No. change; was AUC 6906	
Washer (fibre)	AUC 5027	50	2					
Washer (brass).....	AUC 5026	51	1					



86698

TYPE H4

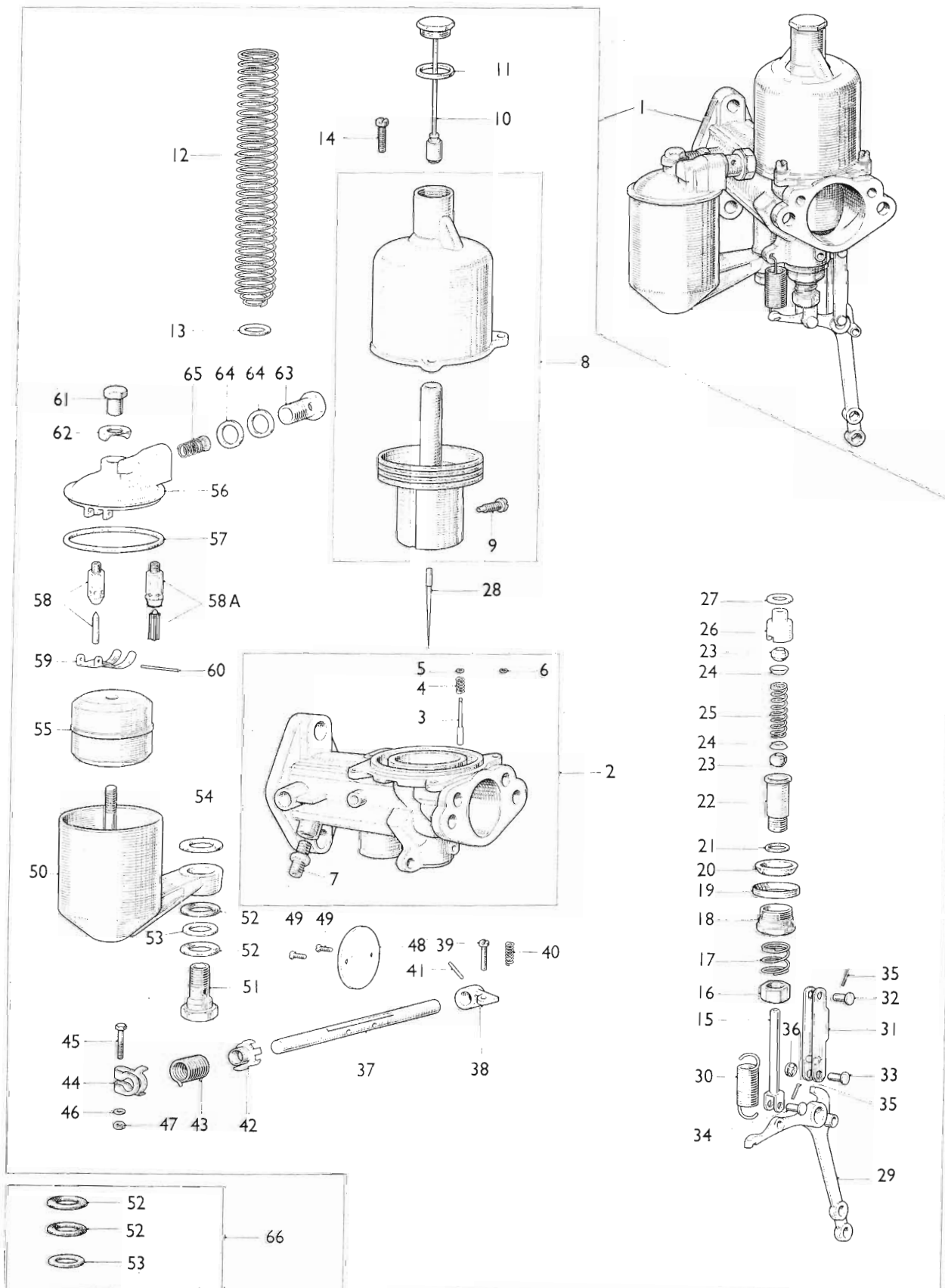
CARBURETTER SERVICE PARTS LIST

AKD 5036

DESCRIPTION	Part No.	Illus. No.	Quantity	Stock recommds.			Change Point	REMARKS
				DIST.				
				Exp.	UK	D		

Type H4—continued
Twin Installation—continued

Carburetter installation	AUC 818	1	1	pr	★	★		
Rod—jet lever connecting	AUC 3435	2	1					
Fork—rod to jet lever	AUC 2256	3	2					
Nut—rod	AJD 8012 Z	4	2					Part No. change; was AUC 2156
Pin—fork to jet lever	AUC 2108	5	2					
Pin—split	CPS 0204	6	2					Part No. change; was AUC 2109
Rod—throttle spindle connecting	AUC 2397	7	1					
Coupling—rod	AUC 4334	8	2					
Bolt—coupling	AUC 2669	9	4					
Washer—plain	AUC 4612	10	4					
Nut—bolt	AJD 8014 Z	11	4					Part No. change; was AUC 2673



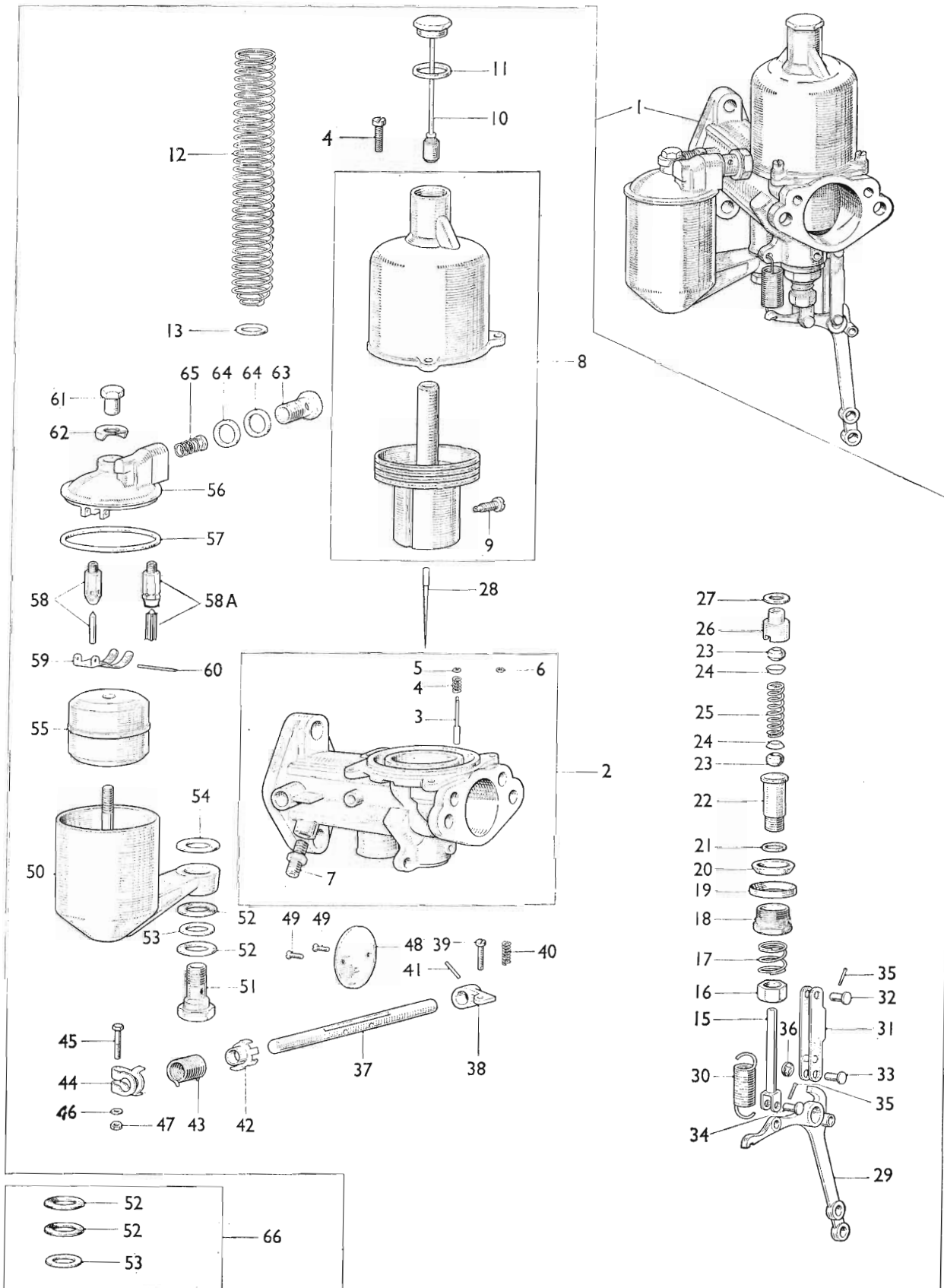
86699

TYPE H4

CARBURETTER SERVICE PARTS LIST

AKD 5036

DESCRIPTION	Part No.	Illus. No.	Quantity	Stock recommds.			Change Point	REMARKS
				DIST.		D		
				Exp.	UK			
Type H4—continued								
Twin Installation—continued								
Carburetter assembly—front	AUC 9028	1	1					
Body	AUC 6033	2	1					
Body assembly	AUD 9047	2	1					
Pin—piston lifting	AUC 1149	3	1					Not available; use AUC 1249 together with 1 off circlip AUC 1250
Pin—piston lifting	AUC 1249	3	1	*	*			
Spring—pin	AUC 1151	4	1	*	*			
Circlip—pin	AUC 1058	5	1					Not available; use AUC 1250
Circlip—pin	AUC 1250	6	1					
Union—auto ignition	AUC 5100	7	1					
Chamber and piston assembly	AUC 8015	8	1					
Screw—needle locking	AUC 2468	9	1					
Cap and damper	AUC 8102	10	1	*	*			
Washer (fibre)	AUC 4900	11	1	*	*			
Spring—piston—Red	AUC 4387	12	1	*	*			
Washer—thrust—spring	AUC 3071	13	1					
Screw—chamber to body	AUC 2175	14	3					
Jet	AUC 8182	15	1	*	*			
Nut—adjusting	AUC 2121	16	1					
Spring—adjusting nut	AUC 2114	17	1					
Nut—gland sealing	AUC 3232	18	1					
Ring—sealing (aluminium)	AUC 2117	19	1					
Ring—sealing (cork)	AUC 2118	20	1	*	*			
Washer—bottom bearing (copper)	AUC 3233	21	1					
Bearing—bottom	AUC 3231	22	1					
Washer—gland (cork)	AUC 2120	23	2	*	*			
Washer—gland (brass)	AUC 2119	24	2					
Spring—gland	AUC 1158	25	1					
Bearing—top	AUC 3230	26	1					
Washer—top bearing (copper)	AUC 2122	27	1					
Needle—jet								
Rich (No. 3)	AUD 1002	28	1	*	*			
Standard (V2)	AUD 1410	28	1	*	*			
Weak (AC)	AUD 1034	28	1	*	*			
Lever—jet	AUC 1022	29	1					
Spring—jet lever return	AUC 1093	30	1	*	*			
Link—jet lever	AUE 373	31	1					Part No. change; was AUC 4819
Pin								
Link to body	AUC 2381	32	1					
Link to lever	AUC 5009	33	1					
Lever to jet	AUC 2381	34	1					
Split	CPS 0204	35	2					Part No. change; was AUC 2109
Washer—Starlock	AUC 5004	36	1					
Spindle—throttle	AUC 3514	37	1					
Lever—throttle stop	AUC 4709	38	1					
Screw—adjusting—lever	AUC 2521	39	1					
Spring—screw	AUC 2451	40	1					
Pin—taper—lever	AUC 2106	41	1					
Plate—return spring anchor	AUC 4770	42	1					
Spring—spindle return	AUC 4781	43	1					
Clip—end	AUC 4771	44	1					
Bolt—clip	AUC 2669	45	1					
Washer—plain	AUC 4612	46	1					
Nut—bolt	AJD 8014 Z	47	1					Part No. change; was AUC 2673
Disc—throttle	AUC 3116	48	1					
Screw—disc	AUC 1358	49	2					



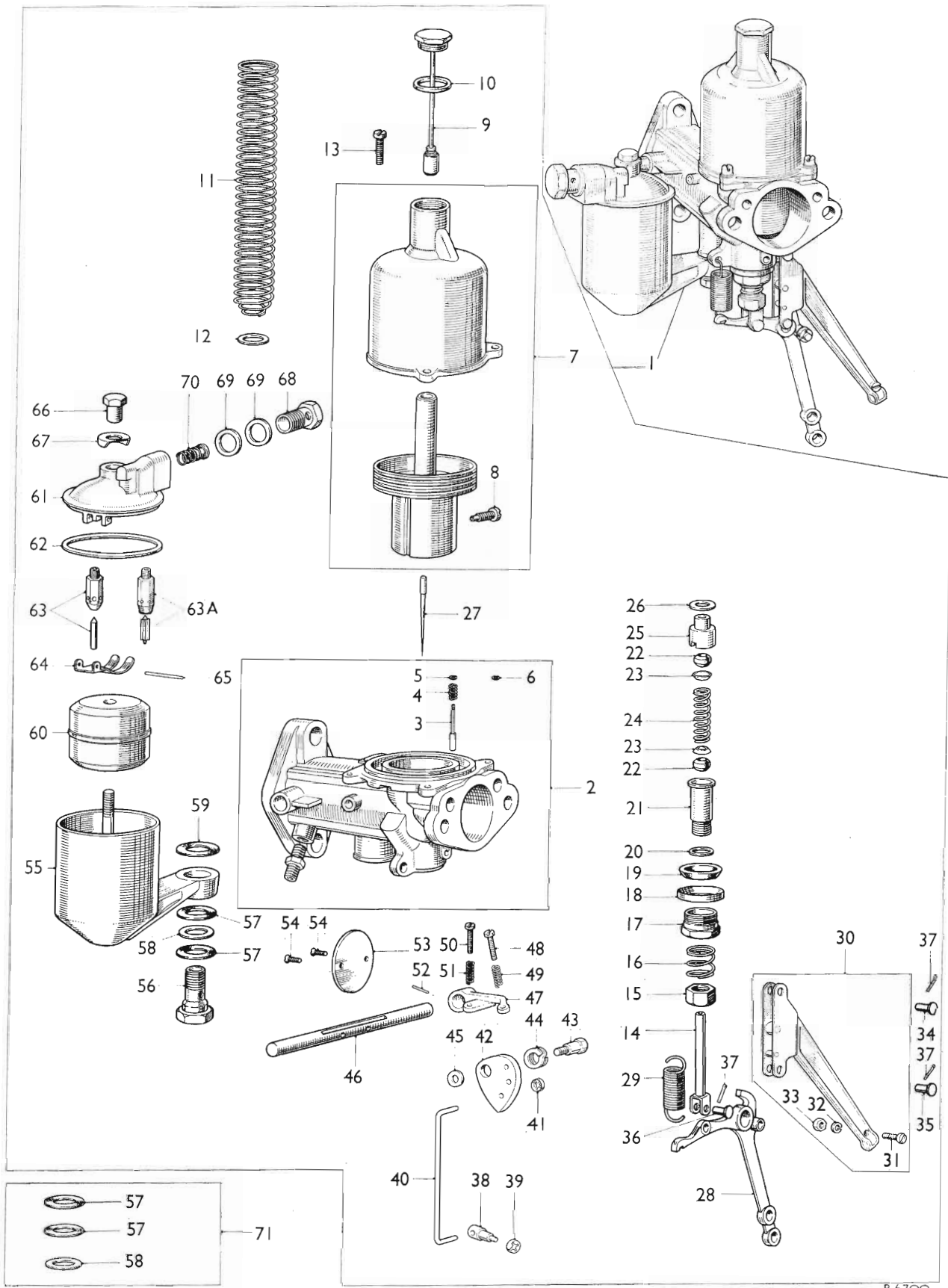
B 6699

TYPE H4

CARBURETTER SERVICE PARTS LIST

AKD 5036

DESCRIPTION	Part No.	Illus. No.	Quantity	Stock recommds.			Change Point	REMARKS
				DIST.				
				Exp.	UK	D		
Chamber—float	AUC 1208	50	1					
Bolt—float chamber to body	AUC 1541	51	1					
Washer								
(Fibre).....	AUC 5027	52	2] Not available; use washer kit No. 6, AUE 6	
(Brass).....	AUC 5026	53	1					
(Fibre).....	AUC 2130	54	1					
Float	AUC 1123	55	1	*	*			
Lid—float chamber.....	AUC 1160	56	1				Not available; use AUC 4260 with 1 off cover cap AUC 1245	
Lid—float chamber.....	AUC 4260	56	1					
Washer—lid	AUC 1147	57	1	*	*			
Needle and seat	AUC 8170	58	1				Not available; use AUD 9096	
Needle and seat	AUD 9096	58A		*	*			
Lever—hinged	AUC 1980	59	1					
Pin—hinge—lever	AUC 1152	60	1					
Nut—cap—lid	AUC 1163	61	1					
Cap—cover—lid	AUC 1606	62	1				Not available; use AUC 1245	
Cap—cover—lid	AUC 1245	62	1					
Bolt—banjo	AUC 2698	63	1					
Washer (fibre)	AUC 2141	64	2	*	*			
Filter	AUC 2139	65	1					
Kit—washer—No. 6	AUE 6	66	1	*	*		Part No. change; was AUC 6906	
Washer (fibre)	AUC 5027	52	2					
Washer (brass).....	AUC 5026	53	1					



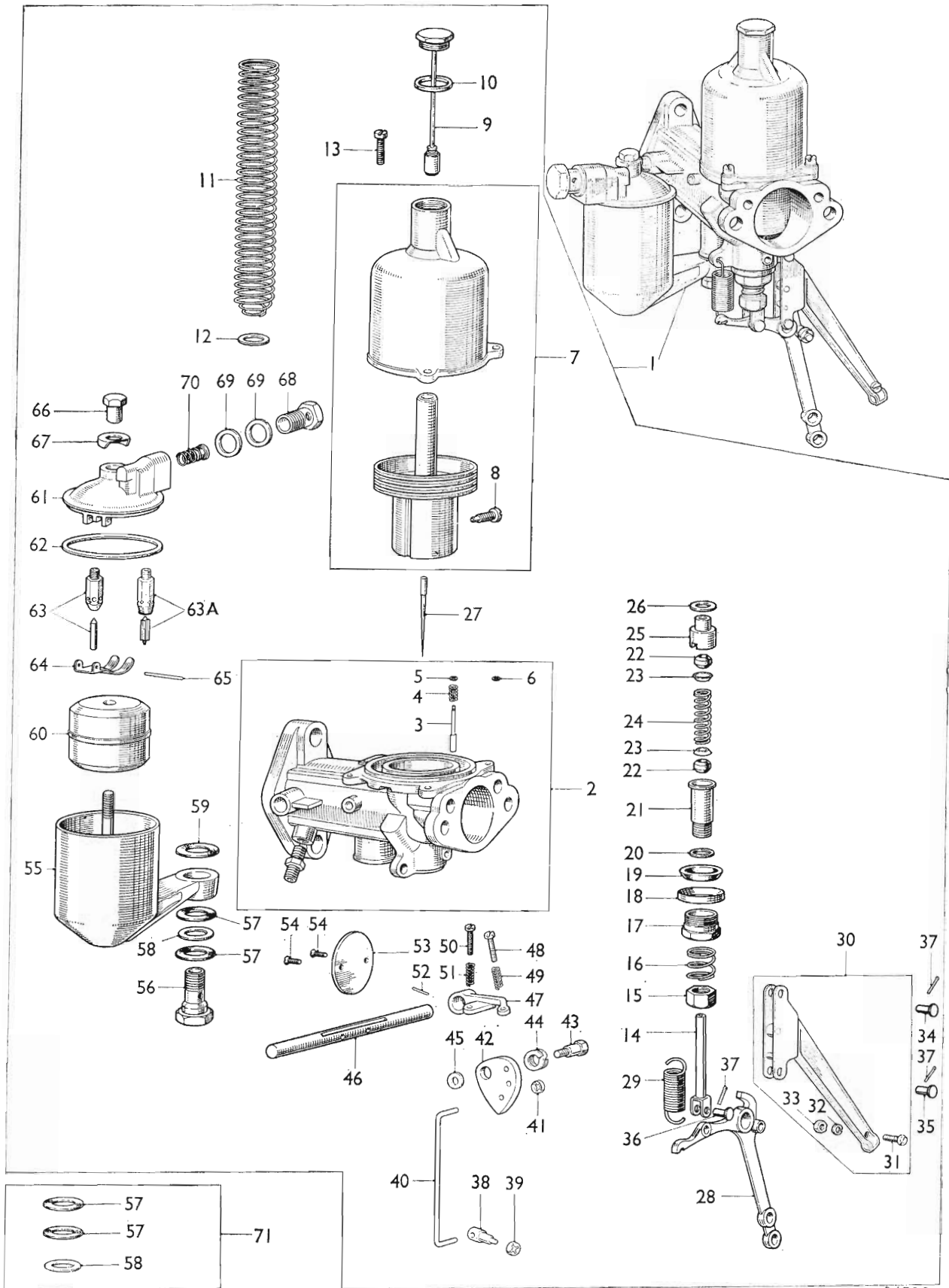
B 6700

TYPE H4

CARBURETTER SERVICE PARTS LIST

AKD 5036

DESCRIPTION	Part No.	Illus. No.	Quantity	Stock recommds.			Change Point	REMARKS
				DIST.				
				Exp.	UK	D		
Type H4—continued								
Twin Installation—continued								
Carburetter assembly—rear	AUC 9029	1	1					
Body	AUC 6031	2	1					Not available; use AUD 9045
Body assembly	AUD 9045	2	1					
Pin—piston lifting	AUC 1149	3	1					Not available; use AUC 1249 together with 1 off circlip AUC 1250
Pin—piston lifting	AUC 1249	3	1	★	★			
Spring—pin	AUC 1151	4	1	★	★			
Circlip—pin	AUC 1058	5	1					Not available; use AUC 1250
Circlip—pin	AUC 1250	6	1					
Chamber and piston assembly	AUC 8015	7	1					
Screw—needle locking	AUC 2468	8	1					
Cap and damper	AUC 8102	9	1	★	★			
Washer (fibre)	AUC 4900	10	1	★	★			
Spring—piston—Red	AUC 4387	11	1	★	★			
Washer—thrust—spring	AUC 3071	12	1					
Screw—chamber to body	AUC 2175	13	3					
Jet	AUC 8182	14	1	★	★			
Nut—adjusting	AUC 2121	15	1					
Spring—adjusting nut	AUC 2114	16	1					
Nut—gland sealing	AUC 3232	17	1					
Ring—sealing (aluminium)	AUC 2117	18	1					
Ring—sealing (cork)	AUC 2118	19	1	★	★			
Washer—bottom bearing (copper)	AUC 3233	20	1					
Bearing—bottom	AUC 3231	21	1					
Washer—gland (cork)	AUC 2120	22	2	★	★			
Washer—gland (brass)	AUC 2119	23	2					
Spring—gland	AUC 1158	24	1					
Bearing—top	AUC 3230	25	1					
Washer—top bearing (copper)	AUC 2122	26	1					
Needle—jet								
Rich (No. 3)	AUD 1002	27	1	★	★			
Standard (V2)	AUD 1410	27	1	★	★			
Weak (AC)	AUD 1034	27	1	★	★			
Lever—jet	AUC 1022	28	1					
Spring—jet lever return	AUC 1093	29	1	★	★			
Link assembly—jet lever	AUE 55	30	1					Part No. change; was AUC 1022
Bolt—link	AUA 1453	31	1					
Washer—spring	LWZ 303	32	1					Part No. change; was AUC 2246
Nut—bolt	AJD 8012 Z	33	1					Part No. change; was AUC 2156
Pin								
Link to body	AUC 2381	34	1					
Link to lever	AUC 5009	35	1					
Lever to jet	AUC 2381	36	1					
Split	CPS 0204	37	2					Part No. change; was AUC 2109
Swivel	AUC 5011	38	1					
Washer—Starlock	AUC 5004	39	1					
Link—tension	AUC 4732	40	1					
Washer—Starlock	AUC 5002	41	3					
Cam—slow running	AUC 4730	42	1					
Bolt—pivot	AUC 3471	43	1					
Washer—spring	AUC 3472	44	1					
Washer (aluminium)	AUC 4848	45	1					
Spindle—throttle	AUC 3347	46	1					
Lever—throttle stop	AUC 4713	47	1					
Screw—adjusting lever	AUC 3464	48	1					
Spring—screw	AUC 3465	49	1					
Screw—lever stop	AUC 2521	50	1					
Spring—screw	AUC 2451	51	1					
Pin—taper—lever	AUC 2106	52	1					
Disc—throttle	AUC 3116	53	1					
Screw—disc	AUC 1358	54	2					



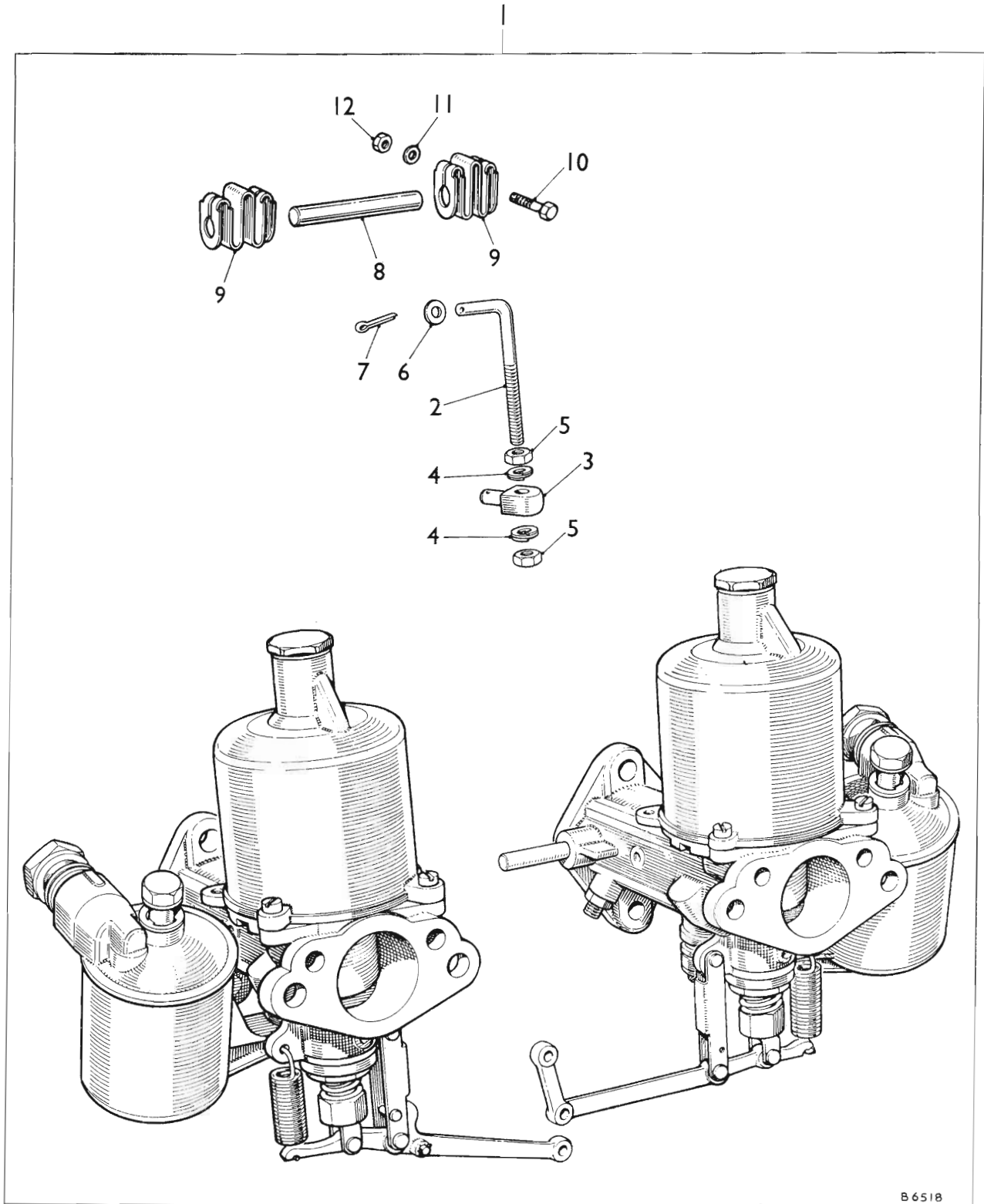
B 6700

TYPE H4

CARBURETTER SERVICE PARTS LIST

AKD 5036

DESCRIPTION	Part No.	Illus. No.	Quantity	Stock recommds.			Change Point	REMARKS
				DIST.				
				Exp.	UK	D		
Chamber—float	AUC 1208	55	1					
Bolt—float chamber to body	AUC 1541	56	1					
Washer								
(Fibre)	AUC 5027	57	2] Not available; use washer kit No. 6, AUE 6	
(Brass)	AUC 5026	58	1					
(Fibre).....	AUC 2130	59	1					
Float	AUC 1123	60	1	*	*			
Lid—float chamber.....	AUC 1160	61	1				Not available; use AUC 4260 with 1 off cover cap AUC 1245	
Lid—float chamber.....	AUC 4260	61	1					
Washer—lid	AUC 1147	62	1	*	*			
Needle and seat	AUC 8170	63	1				Not available; use AUD 9096	
Needle and seat	AUD 9096	63A	1	*	*			
Lever—hinged	AUC 1980	64	1					
Pin—hinge—lever	AUC 1152	65	1					
Nut—cap—lid	AUC 1163	66	1					
Cap—cover—lid	AUC 1606	67	1				Not available; use AUC 1245	
Cap—cover—lid	AUC 1245	67	1					
Bolt—banjo	AUC 2698	68	1					
Washer (fibre)	AUC 2141	69	2	*	*			
Filter	AUC 2139	70	1					
Kit—washer—No. 6	AUE 6	71	1	*	*		Part No. change; was AUC 6906	
Washer (fibre)	AUC 5027	57	2					
Washer (brass).....	AUC 5026	58	1					



TYPE H4

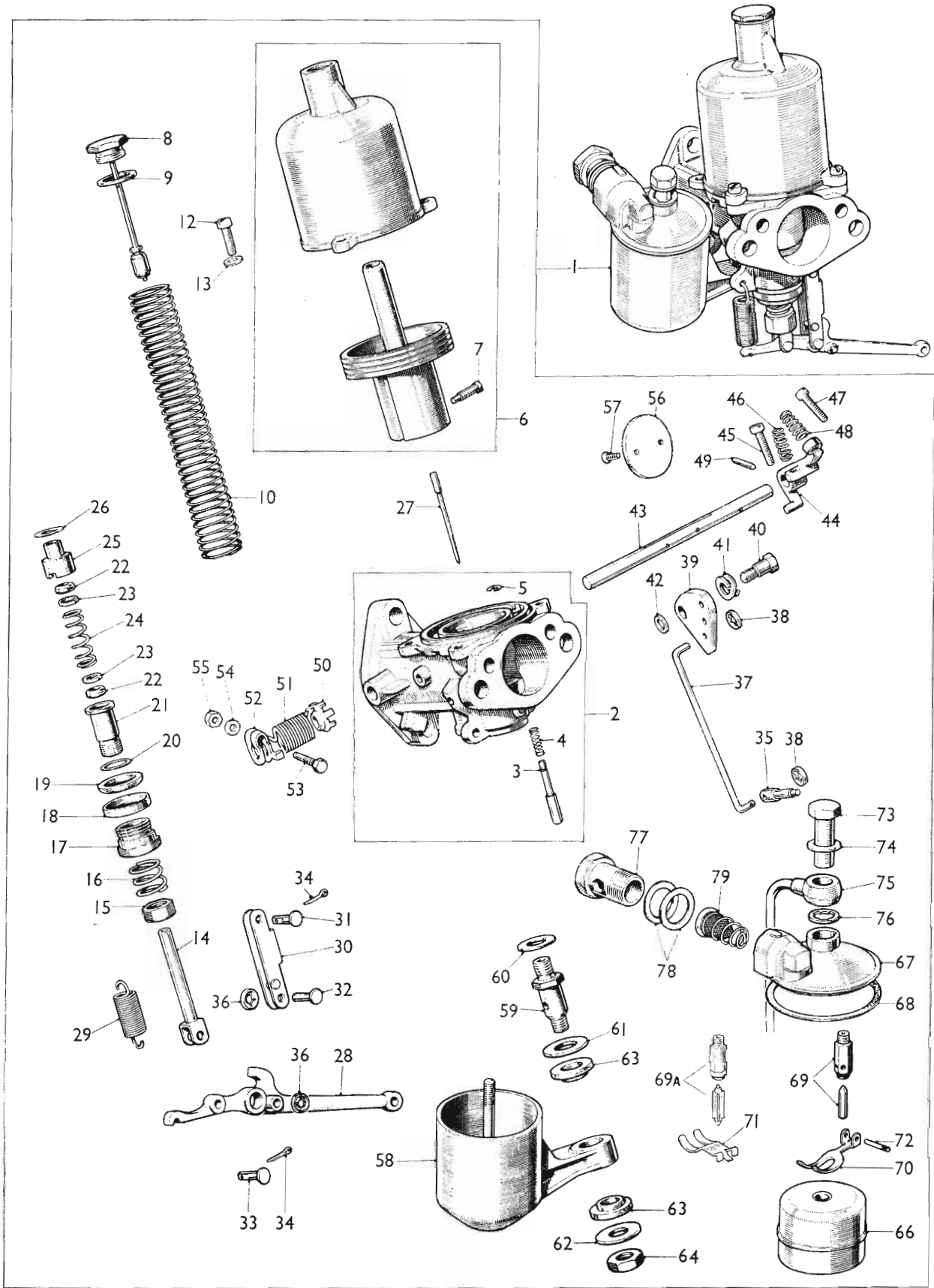
CARBURETTER SERVICE PARTS LIST

AKD 5036

DESCRIPTION	Part No.	Illus. No.	Quantity	Stock recommds.			Change Point	REMARKS
				DIST.		D		
				Exp.	UK			

Type H4—continued
Twin Installation—continued

Carburetter installation	AUC 824	1	1	pr	*	*		
Rod—link—jet levers	AUC 4915	2	1					
Trunnion—rod	AUC 4916	3	1					
Washer—spring	AUC 1863	4	2					
Nut—rod	AJD 8012 Z	5	2					Part No. change; was AUC 2156
Washer (brass)	AUC 1006	6	1					
Pin—split	CPS 0204	7	1					Part No. change; was AUC 2109
Rod—throttle connecting	AUC 2402	8	1					
Coupling—rod	AUC 4334	9	2					
Bolt—coupling	AUC 2669	10	4					
Washer—plain	AUC 4612	11	4					
Nut—bolt	AJD 8014 Z	12	4					Part No. change; was AUC 2678
Lever—coupling	AUC 8207	13	1					
Bolt—lever	AJD 1042	14	1					Part No. change; was AUC 2694
Washer—spring	LWZ 303	15	1					Part No. change; was AUC 2246
Nut—bolt	AJD 8012 Z	16	1					Part No. change; was AUC 2156



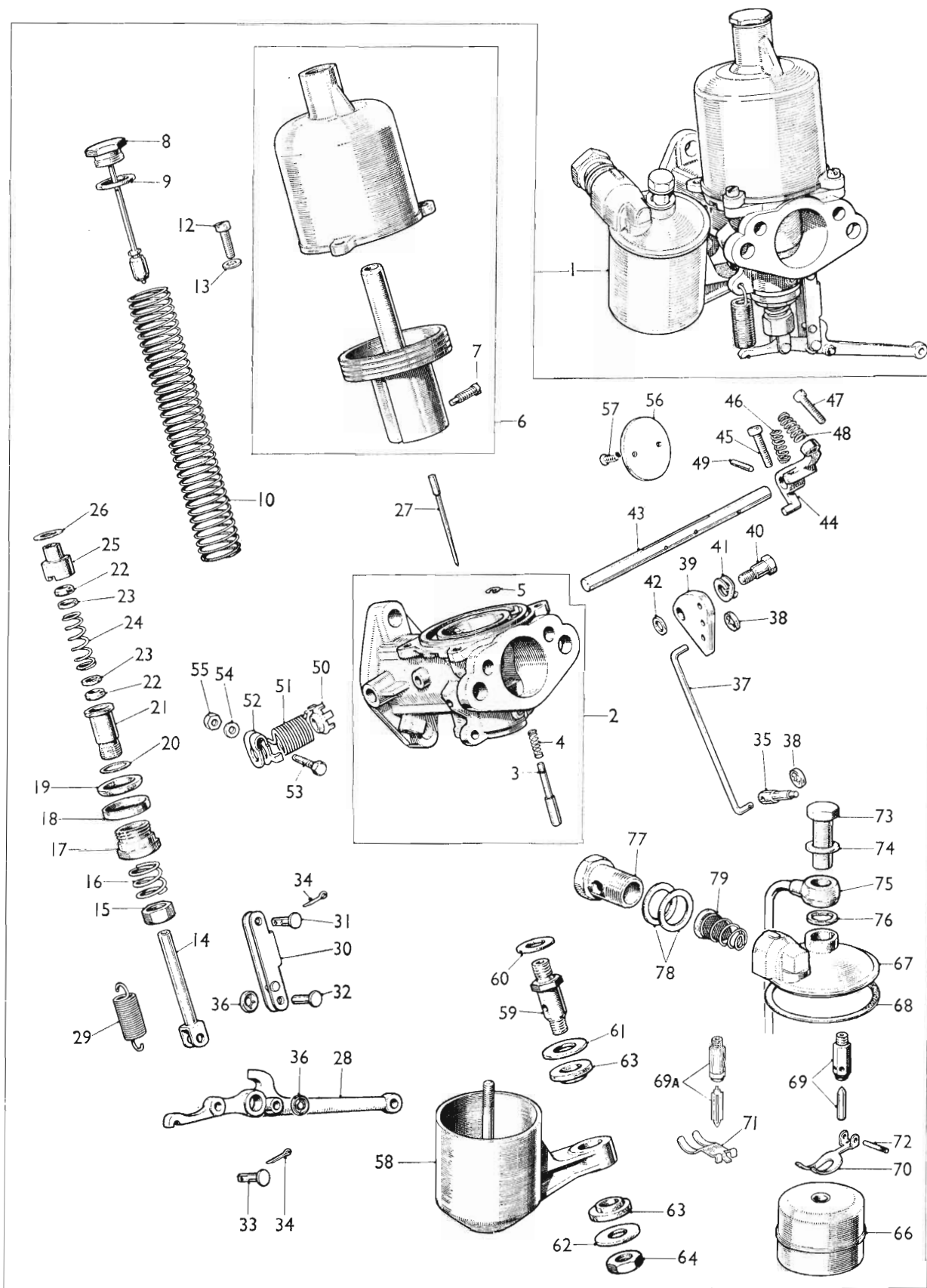
B6514

TYPE H4

CARBURETTER SERVICE PARTS LIST

AKD 5036

DESCRIPTION	Part No.	Illus. No.	Quantity	Stock recommds.			Change Point	REMARKS
				DIST.		D		
				Exp.	UK			
Type H4—continued								
Twin Installation—continued								
Carburetter assembly—front	AUC 9024		1	1				
Body assembly	AUC 9045		2	1				
Pin—piston lifting	AUC 1249		3	1	*	*		
Spring—pin	AUC 1151		4	1	*	*		
Circlip—pin	AUC 1250		5	1				
Chamber and piston assembly	AUC 8019		6	1				
Screw—needle locking	AUC 2468		7	1				
Cap and damper	AUC 8102		8	1	*	*		
Washer (fibre)	AUC 4900		9	1	*	*		
Spring—piston—Red	AUC 4387		10	1	*	*		
Washer—thrust—spring	AUC 3071		11	1				
Screw—chamber to body	AUC 2175		12	3				
Washer—shakeproof	LWN 403		13	3				Part No. change; was AUA 4643
Jet	AUC 8182		14	1	*	*		
Nut—adjusting	AUC 2121		15	1				
Spring—adjusting nut	AUC 2114		16	1				
Nut—gland sealing	AUC 3232		17	1				
Ring—sealing (aluminium)	AUC 2117		18	1				
Ring—sealing (cork)	AUC 2118		19	1	*	*		
Washer—bottom bearing (copper)	AUC 3233		20	1				
Bearing—bottom	AUC 3231		21	1				
Washer—gland (cork)	AUC 2120		22	2	*	*		
Washer—gland (brass)	AUC 2119		23	2				
Spring—gland	AUC 1158		24	1				
Bearing—top	AUC 3230		25	1				
Washer—top bearing (copper)	AUC 2122		26	1				
Needle—jet								
Rich			27	1				
Standard (EQ)	AUC 1164		27	1	*	*		
Weak (M5)	AUC 1269		27	1	*	*		
Lever—jet	AUC 5091		28	1				
Spring—jet lever return	AUC 4667		29	1	*	*		
Link—jet lever	AUC 373		30	1				Part No. change; was AUC 4819
Pin								
Link to body	AUC 2381		31	1				
Link to lever	AUC 5009		32	1				
Lever to jet	AUC 2381		33	1				
Split	CPS 0204		34	2				Part No. change; was AUC 2109
Swivel	AUC 5011		35	1				
Washer—Starlock	AUC 5004		36	1				
Link—tension	AUC 4732		37	1				
Washer—Starlock	AUC 5002		38	3				
Cam—slow running	AUC 4730		39	1				
Bolt—pivot	AUC 3471		40	1				
Washer—spring	AUC 3472		41	1				
Washer (aluminium)	AUC 4848		42	1				
Spindle—throttle	AUC 3242		43	1				
Lever—throttle stop	AUC 4718		44	1				
Screw—adjusting lever	AUC 3464		45	1				
Spring—screw	AUC 3465		46	1				
Screw—slow running	AUC 3464		47	1				
Spring—screw	AUC 3465		48	1				
Pin—taper—lever	AUC 2106		49	1				



B6514

TYPE H4

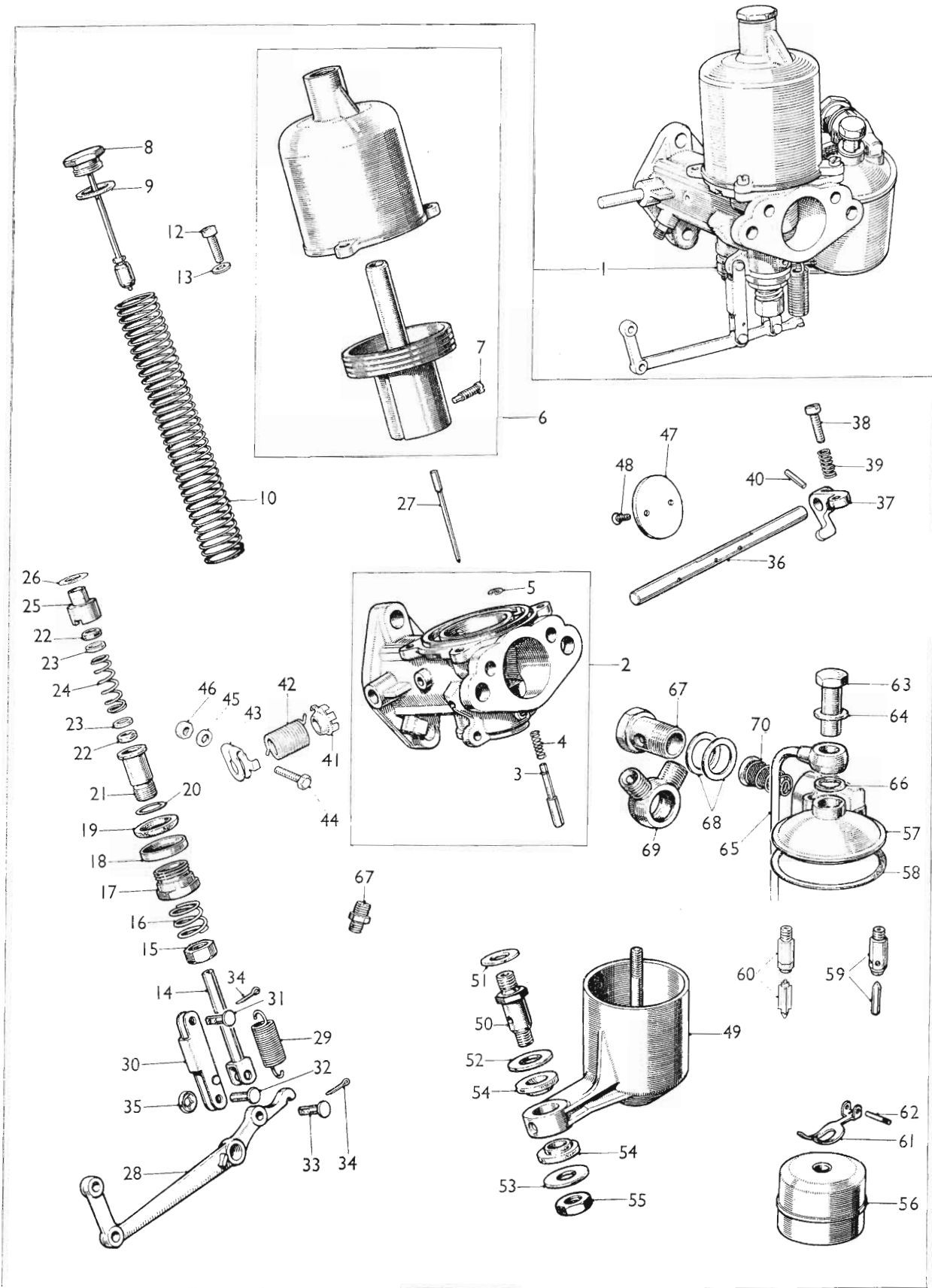
CARBURETTER SERVICE PARTS LIST

AKD 5036

DESCRIPTION	Part No.	Illus. No.	Quantity	Stock recommds.			Change Point	REMARKS
				DIST.		D		
				Exp.	UK			

Type—H4—continued
Twin Installation—continued

Plate—return spring anchor	AUC 4770	50	1					
Spring—spindle return	AUC 4781	51	1					
Clip—end	AUC 4771	52	1					
Bolt—clip	AUC 2669	53	1					
Washer—plain	AUC 4612	54	1					
Nut—bolt	AJD 8014 Z	55	1					Part No. change; was AUC 2673
Disc—throttle	AUC 3116	56	1					
Screw—disc	AUC 1358	57	2					
Chamber—float	AUC 3496	58	1					
Pillar—banjo	AUC 1387	59	1					
Washer								
Plain—pillar	AUC 1384	60	1					
Inner (steel)	AUC 1389	61	1					
Outer (steel)	AUC 1388	62	1					
Grommet (rubber)	AUC 1534	63	2	*	*			
Locknut—pillar	AJD 8206 Z	64	1					
Float	AUC 1123	66	1	*	*			
Lid—float chamber	AUC 4261	67	1					Not available; use AUD 2284 together with 1 off lever AUD 2285
Lid—float chamber	AUD 2284	67	1					
Washer—lid	AUC 1147	68	1	*	*			
Needle and seat	AUC 8170	69	1					Not available; use AUD 9096
Needle and seat	AUD 9096	69A	1	*	*			
Lever—hinged	AUC 1980	70	1					
Lever—hinged	AUD 2285	71	1					For use with AUD 2284
Pin—hinge—lever	AUC 1152	72	1					
Nut—cap—lid	AUC 1867	73	1					
Washer (aluminium)	AUC 1557	74	1					
Pipe—air vent and overflow	AUC 3202	75	1					
Washer (fibre)	AUC 1928	76	1	*	*			
Bolt—banjo	AUC 2698	77	1					
Washer (fibre)	AUC 2141	78	2	*	*			
Filter	AUC 2189	79	1					



B6515

TYPE H4

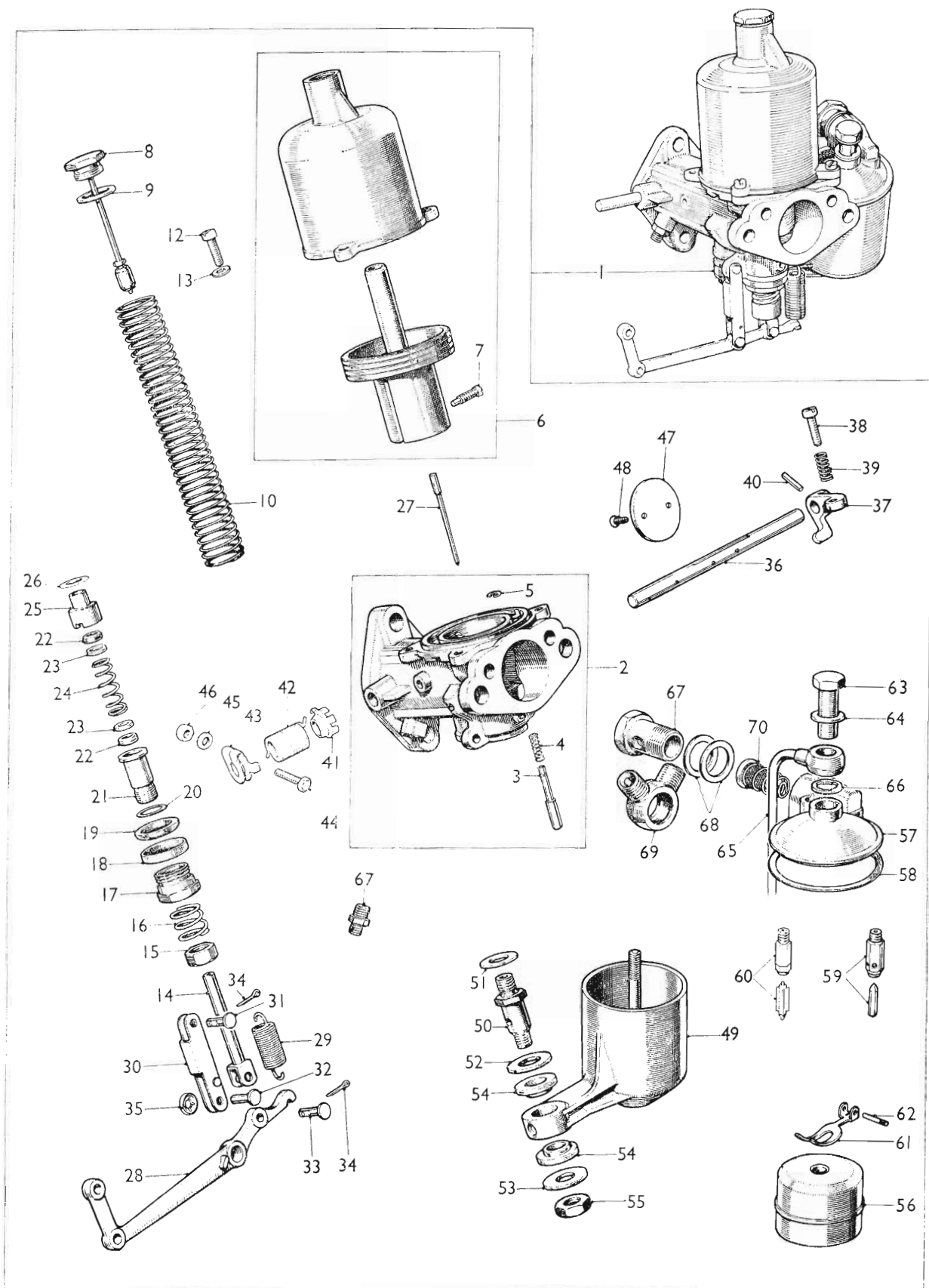
CARBURETTER SERVICE PARTS LIST

AKD 5036

DESCRIPTION	Part No.	Illus. No.	Quantity	Stock recommds.			Change Point	REMARKS
				DIST.		D		
				Exp.	UK			

Type H4—continued
Twin Installation—continued

Carburettor assembly—rear	AUC 9025		1	1				
Body assembly	AUC 9047		2	1				
Pin—piston lifting	AUC 1249		3	1	*	*		
Spring—pin	AUC 1151		4	1	*	*		
Circlip—pin	AUC 1250		5	1				
Union—auto ignition	AUC 5100		67	1				
Chamber and piston assembly	AUC 8019		6	1				
Screw—needle locking	AUC 2468		7	1				
Cap and damper	AUC 8102		8	1	*	*		
Washer (fibre)	AUC 4900		9	1	*	*		
Spring—piston—Red	AUC 4387		10	1	*	*		
Washer—thrust—spring	AUC 3071		11	1				
Screw—chamber to body	AUC 2175		12	3				
Washer—shakeproof	LWN 403		13	3				Part No. change; was AUA 4643
Jet	AUC 8182		14	1	*	*		
Nut—adjusting	AUC 2121		15	1				
Spring—adjusting nut	AUC 2114		16	1				
Nut—gland sealing	AUC 3232		17	1				
Ring—sealing (aluminium)	AUC 2117		18	1				
Ring—sealing (cork)	AUC 2118		19	1	*	*		
Washer—bottom bearing (copper)	AUC 3233		20	1				
Bearing—bottom	AUC 3231		21	1				
Washer—gland (cork)	AUC 2120		22	2	*	*		
Washer—gland (brass)	AUC 2119		23	2				
Spring—gland	AUC 1158		24	1				
Bearing—top	AUC 3230		25	1				
Washer—top bearing (copper)	AUC 2122		26	1				
Needle—jet								
Rich			27	1				
Standard (EQ)	AUC 1164		27	1	*	*		
Weak (M5)	AUC 1269		27	1	*	*		
Lever—jet	AUC 5092		28	1				
Spring—jet lever return	AUC 4667		29	1	*	*		
Link—jet lever	AUC 373		30	1				Part No. change; was AUC 4819
Pin								
Link to body	AUC 2381		31	1				
Link to lever	AUC 5009		32	1				
Lever to jet	AUC 2381		33	1				
Split	CPS 0204		34	2				Part No. change; was AUC 2109
Washer—Starlock	AUC 5004		35	1				
Spindle—throttle	AUC 4462		36	1				
Lever—throttle stop	AUC 2199		37	1				
Screw—adjusting—lever	AUC 2521		38	1				
Spring—screw	AUC 2451		39	1				
Pin—taper—lever	AUC 2106		40	1				
Plate—return spring anchor	AUC 4770		41	1				
Spring—spindle return	AUC 4781		42	1				
Clip—end	AUC 4771		43	1				
Bolt—clip	AUC 2669		44	1				
Washer—plain	AUC 4612		45	1				
Nut—bolt	AJD 8014 Z		46	1				Part No. change; was AUC 2673



B6515

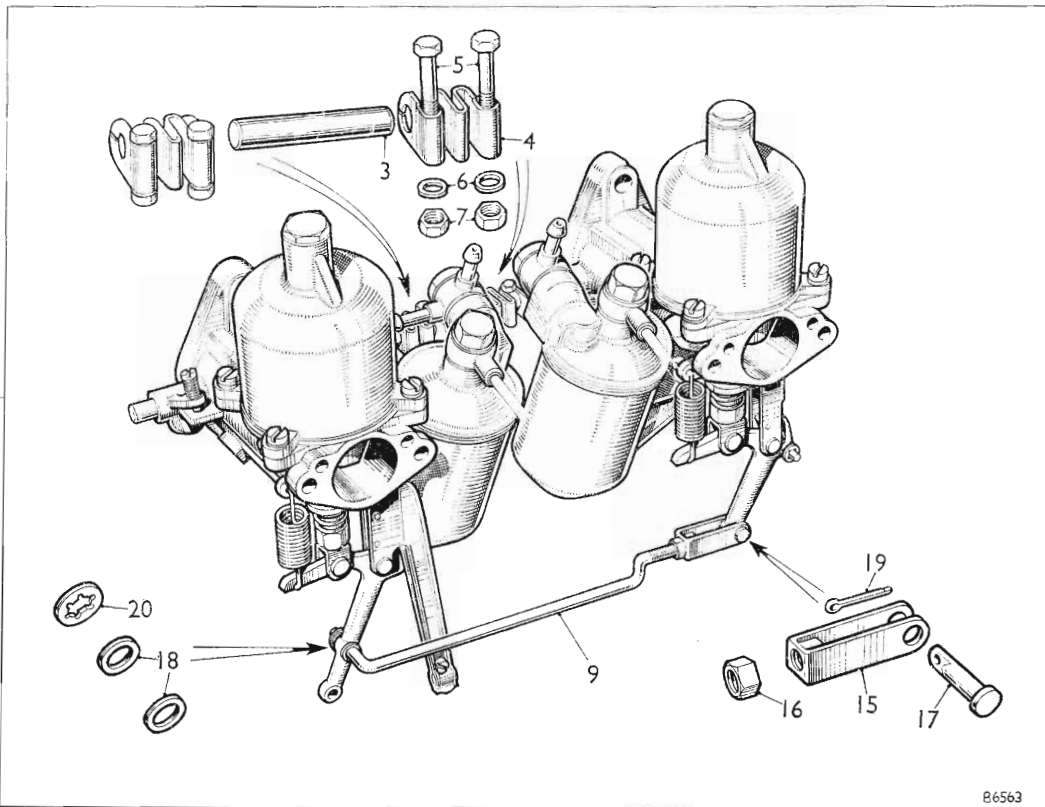
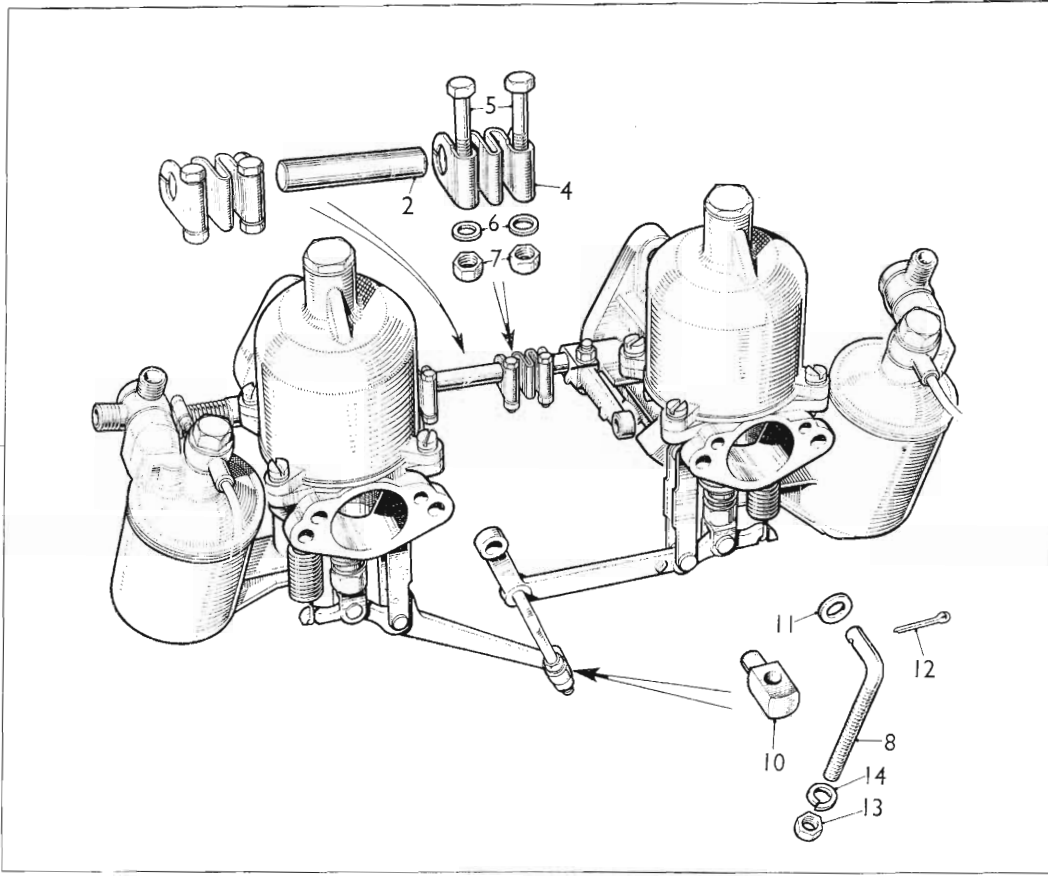
TYPE H4

CARBURETTER SERVICE PARTS LIST

AKD 5036

DESCRIPTION	Part No.	Illus. No.	Quantity	Stock recommds.			Change Point	REMARKS
				DIST.		D		
				Exp.	UK			
Disc—throttle	AUC 3116	47	1					
Screw—disc	AUC 1358	48	2					
Chamber—float	AUC 3495	49	1					
Pillar—banjo	AUC 1387	50	1					
Washer								
Plain—pillar	AUC 1384	51	1					
Inner (steel)	AUC 1389	52	1					
Outer (steel)	AUC 1388	53	1					
Grommet (rubber)	AUC 1534	54	2	*	*			
Locknut—pillar	AJD 8206 Z	55	1					
Float	AUC 1123	56	1	*	*			
Lid—float chamber	AUC 4260	57	1					
Washer—lid	AUC 1147	58	1	*	*			
Needle and seat	AUC 8170	59	1				Not available; use AUD 9096	
Needle and seat	AUD 9096	60	1	*	*			
Lever—hinged	AUC 1980	61	1					
Pin—hinge	AUC 1152	62	1					
Nut—cap	AUC 1867	63	1					
Washer (aluminium)	AUC 1557	64	1					
Pipe—air vent and overflow	AUC 3202	65	1					
Washer (fibre)	AUC 1928	66	1	*	*			
Bolt—banjo	AUC 2698	67	1					
Washer (fibre)	AUC 2141	68	2	*	*			
Union—banjo—double	AUC 1832	69	1					
Filter	AUC 2139	70	1					

Type H4—continued
Twin Installation—continued



86563

TYPE H4

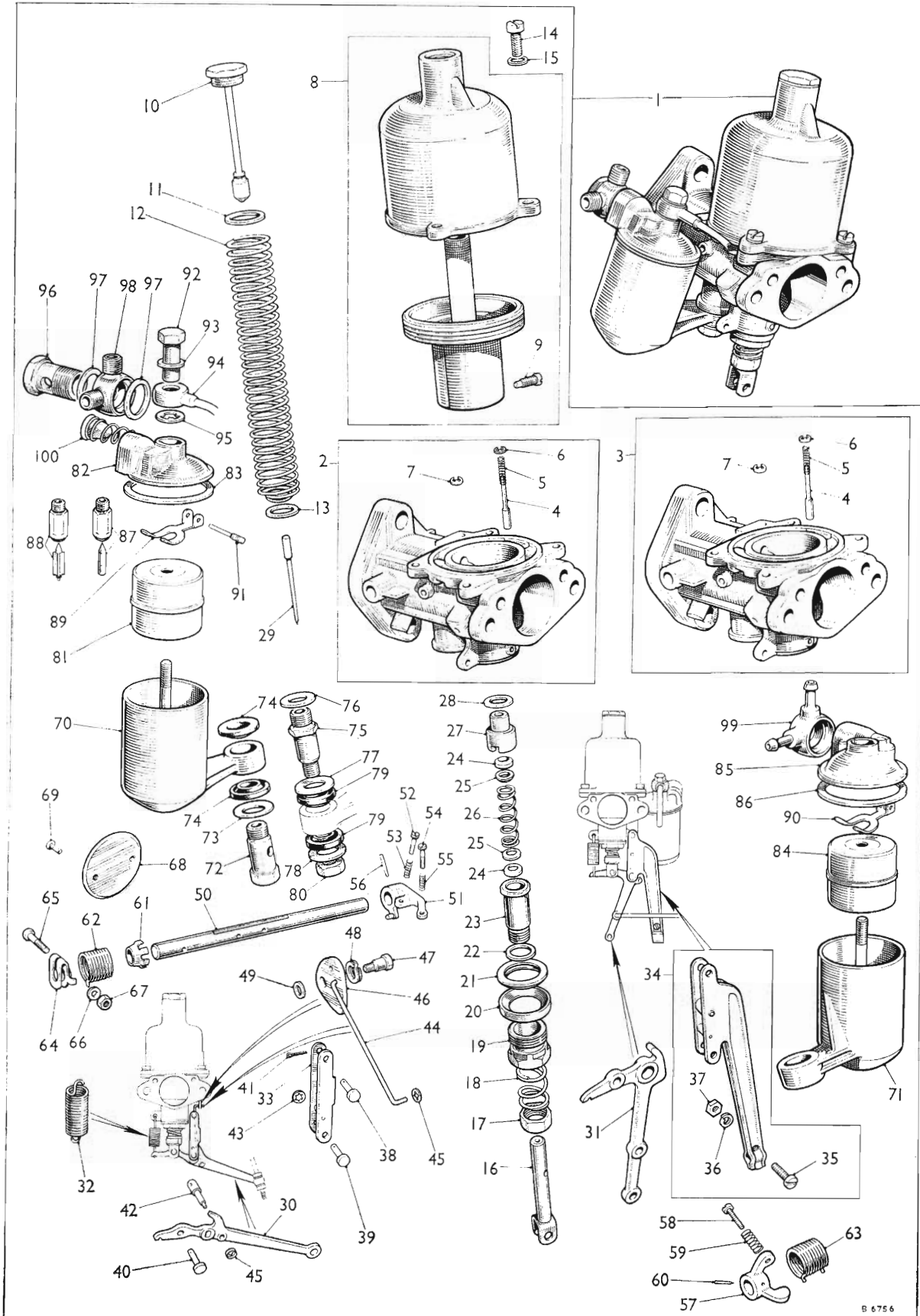
CARBURETTER SERVICE PARTS LIST

AKD 5036

DESCRIPTION	Part No.	Illus. No.	Quantity	Stock recommds.			Change Point	REMARKS
				DIST.		D		
				Exp	UK			

Type H4—continued
Twin Installation—continued

Carburetter installation	AUC 870	1	1 pr	*	*	(C/E) HSR1-101 to 301	
Carburetter installation	AUC 864	1A	1 pr	*	*	(C/E) HSR1-302 on	
Rod—throttle connecting	AUC 2402	2	1			(C/E) HSR1-101 to 301	
Rod—throttle connecting	AUC 2411	3	1			(C/E) HSR1-302 on	
Coupling—rod	AUC 4334	4	2				
Bolt—coupling	AUC 2669	5	4				
Washer—plain	AUC 4612	6	4				
Nut—bolt	AJD 8014 Z	7	4				Part No. change; was AUC 2673
Rod—jet connecting	AUC 4915	8	1			(C/E) HSR1-101 to 301	
Rod—jet connecting	AUC 8395	9	1			(C/E) HSR1-302 on	
Trunnion—rod	AUC 4916	10	1				
Washer (brass)	AUC 1006	11	2				
Pin—split	CPS 0204	12	2				Part No. change; was AUC 2109
Nut—rod	AJD 8012 Z	13	2			(C/E) HSR1-101 to 301	Part No. change; was AUC 2156
Washer—spring	AUC 1863	14	2				
Fork—rod	AUC 2256	15	1				
Nut—rod	AJD 8012 Z	16	1				Part No. change; was AUC 2156
Pin—fork	AUC 2108	17	1			(C/E) HSR1-302 on	
Washer—plain	AUC 8396	18	2				
Pin—split	CPS 0204	19	1				Part No. change; was AUC 2109
Washer—Starlock	AUC 5002	20	1				

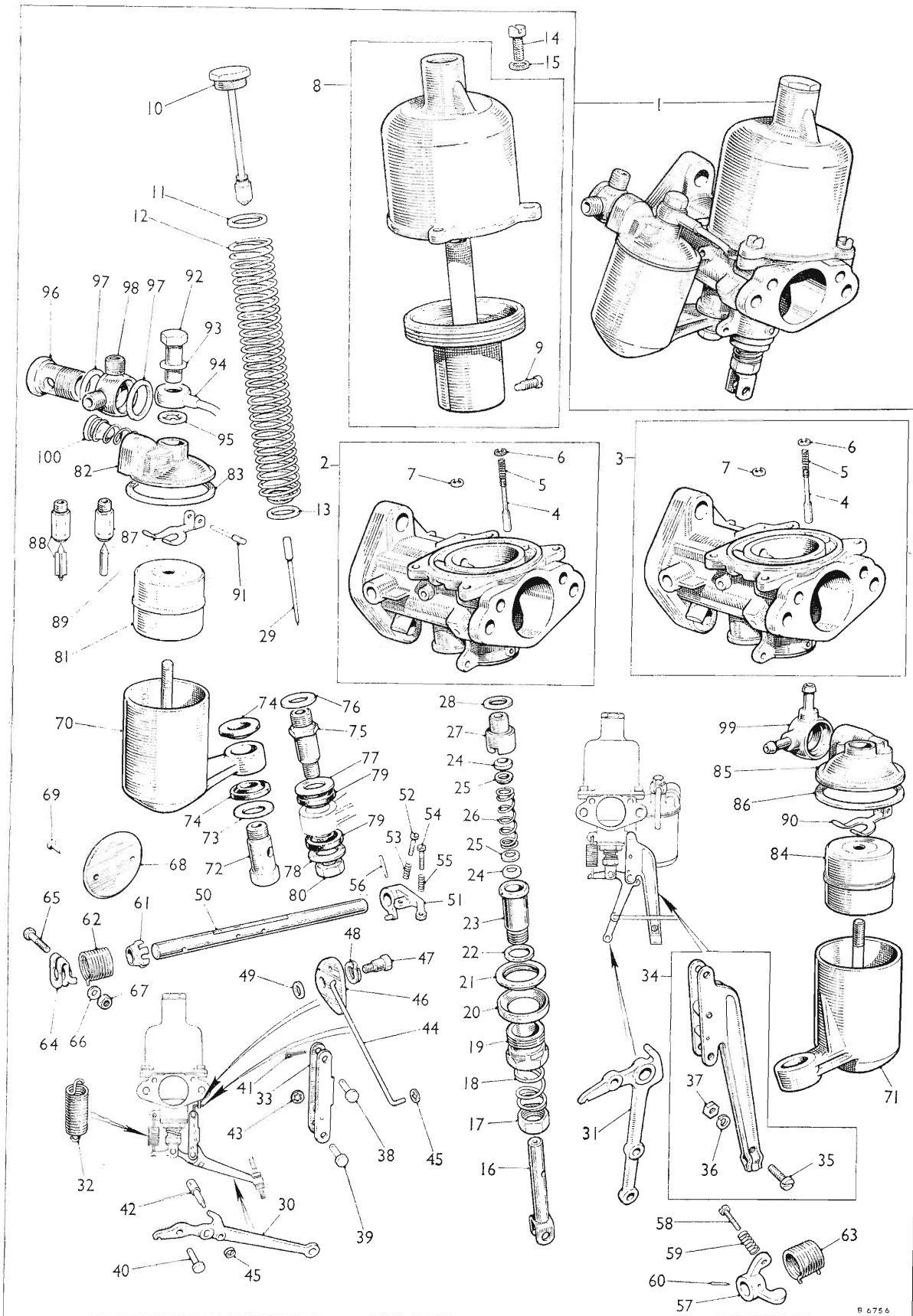


TYPE H4

CARBURETTER SERVICE PARTS LIST

AKD 5036

DESCRIPTION	Part No.	Illus. No.	Quantity	Stock recommds.			Change Point	REMARKS
				DIST.		D		
				Exp	UK			
Type H4—continued								
Twin Installation—continued								
Carburetter assembly—front	AUC 9046	1	1				(C/E) HSR1-101 to 301	
Carburetter assembly—front	AUC 9044	1	1				(C/E) HSR1-302 on	
Body	AUC 6031	2	1				(C/E) HSR1-101 to 301	Not available; use AUD 9045
Body assembly	AUD 9045	2	1				(C/E) HSR1-101 to 301	
Body	AUC 7322	3	1				(C/E) HSR1-302 on	Not available; use AUD 9195
Body assembly	AUD 9195	3	1					
Pin—piston lifting	AUC 1149	4	1					Not available; use AUC 1249 together with 1 off circlip AUC 1250
Pin—piston lifting	AUC 1249	4	1	*	*			
Spring—pin	AUC 1151	5	1	*	*			
Circlip—pin	AUC 1058	6						Not available; use AUC 1250
Circlip—pin	AUC 1250	7	1					
Chamber and piston assembly	AUC 8019	8	1					
Screw—needle locking	AUC 2468	9	1					
Cap and damper	AUC 8102	10	1	*	*			
Washer (fibre)	AUC 4900	11	1	*	*			
Spring—piston—Red	AUC 4387	12	1	*	*			
Washer—thrust	AUC 3071	13	1					
Screw—chamber to body	AUC 2175	14	3					
Washer—spring	LWZ 303	15	3					Part No. change; was AUC 2246
Jet	AUC 8182	16	1	*	*			
Nut—adjusting	AUC 2121	17	1					
Spring—adjusting nut	AUC 2114	18	1					
Nut—gland sealing	AUC 3232	19	1					
Ring—sealing (aluminium)	AUC 2117	20	1					
Ring—sealing (cork)	AUC 2118	21	1	*	*			
Washer—bottom bearing (copper)	AUC 3233	22	1					
Bearing—bottom	AUC 3231	23	1					
Washer—gland (cork)	AUC 2120	24	2	*	*			
Washer—gland (brass)	AUC 2119	25	2					
Spring—gland	AUC 1158	26	1					
Bearing—top	AUC 3230	27	1					
Washer—top bearing (copper)	AUC 2122	28	1					
Needle—jet								
Rich (AR)	AUD 1048	29	1	*	*			
Standard (AD)	AUD 1035	29	1	*	*			
Weak (HA)	AUD 1230	29	1	*	*			
Lever—jet	AUC 5091	30	1				(C/E) HSR1-101 to 301	
Lever—jet	AUC 4040	31	1				(C/E) HSR1-302 on	
Spring—jet lever return	AUC 4667	32	1	*	*			
Link—jet lever	AUE 373	33	1				(C/E) HSR1-101 to 301	Part No. change; was AUC 4819
Link assembly—jet lever								
Bolt—link	AUA 1453	35	1					
Washer—spring	LWZ 303	36	1				(C/E) HSR1-302 on	Part No. change; was AUC 2246
Nut—bolt	AJD 8012 Z	37	1					Part No. change; was AUC 2156
Pin								
Link to body	AUC 2381	38	1					
Link to lever	AUC 5009	39	1					
Lever to jet	AUC 2381	40	1					
Split	CPS 0204	41	1					Part No. change; was AUC 2109
Swivel	AUC 5011	42	1				(C/E) HSR1-101 to 301	
Washer—Starlock	AUC 5004	43	1					
Link—tension	AUC 4732	44	1					
Washer—Starlock	AUC 5002	45	3					
Cam—slow running	AUC 4730	46	1					
Bolt—pivot	AUC 3471	47	1					
Washer—spring	AUC 3472	48	1					
Washer (aluminium)	AUC 4848	49	1					For AUC 9046 only



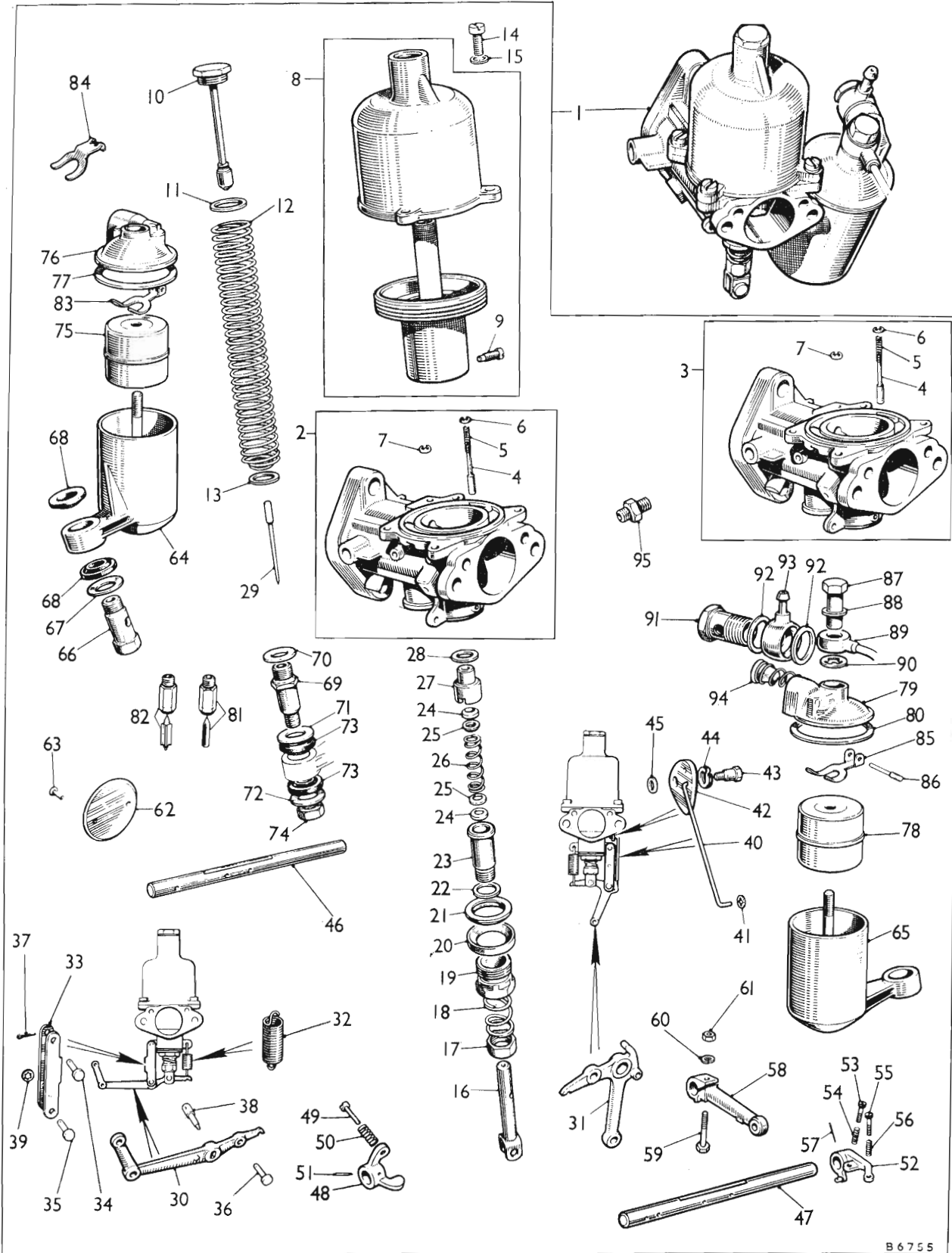
TYPE H4

CARBURETTER SERVICE PARTS LIST

AKD 5036

DESCRIPTION	Part No.	Illus. No.	Quantity	Stock recommds.		Change Point	REMARKS
				DIST.			
				Exp.	UK		
Spindle—throttle	AUC 3242	50	1				
Lever—throttle stop	AUC 4713	51	1				
Screw—stop adjusting	AUC 2521	52	1				
Spring—screw	AUC 2451	53	1			(C/E) HSR1-101 to 301	
Screw—slow running	AUC 2521	54	1				
Spring—screw	AUC 2451	55	1				
Pin—taper	AUC 2106	56	1				
Lever—throttle stop	AUC 2198	57	1				
Screw—adjusting	AUC 2521	58	1			(C/E) HSR1-302 on	
Spring—screw	AUC 2451	59	1				
Pin—taper	AUC 2106	60	1				
Plate—return spring anchor	AUC 4770	61	1				
Spring—spindle return	AUC 4781	62	1			(C/E) HSR1-101 to 301	
Spring—spindle return	AUC 4782	63	1			(C/E) HSR1-302 on	
Clip—end	AUC 4771	64	1				
Bolt—clip	AUC 2669	65	1				
Washer—plain	AUC 4612	66	1				
Nut—bolt	AJD 8014 Z	67	1				Part No. change; was AUC 2673
Disc—throttle	AUC 3116	68	1				
Screw—disc	AUC 1358	69	2				
Chamber—float	AUC 3496	70	1			(C/E) HSR1-101 to 301	
Chamber—float	AUC 8403	71	1			(C/E) HSR1-302 on	
Bolt—chamber to body	AUC 1335	72	1				
Washer—dished	AUC 1337	73	1			(C/E) HSR1-101 to ▼	
Grommet (rubber)	AUC 1534	74	2	*	*		
Pillar—banjo	AUC 1387	75	1				
Washer							
Plain	AUC 1384	76	1				
Inner (steel)	AUC 1389	77	1			(C/E) HSR1 ▼ on	
Outer (steel)	AUC 1388	78	1				
Grommet (rubber)	AUC 1534	79	2	*	*		
Locknut—pillar	AJD 8206 Z	80	1				
Float	AUC 1123	81	1	*	*		
Lid—float chamber	AUC 4260	82	1			(C/E) HSR1-101 to 301	
Washer—lid	AUC 1147	83	1	*	*		
Float	AUC 1223	84	1	*	*		
Lid—float chamber	AUC 4617	85	1			(C/E) HSR1-302 on	
Washer—lid	AUC 1412	86	1	*	*		
Needle and seat	AUC 8170	87	1				Not available; use AUD 9096
Needle and seat	AUD 9096	88	1	*	*		
Lever—hinged	AUC 1980	89	1			(C/E) HSR1-101 to 301	
Lever—hinged	AUC 1981	90	1			(C/E) HSR1-302 on	
Pin—hinge	AUC 1152	91	1				
Nut—cap	AUC 1867	92	1				
Washer (aluminium)	AUC 1557	93	1				
Pipe—air vent and overflow	AUC 3202	94	1				
Washer (fibre)	AUC 1928	95	1	*	*		
Bolt—banjo	AUC 2698	96	1				
Washer (fibre)	AUC 2141	97	2	*	*		
Union—banjo—double	AUC 1832	98	1			(C/E) HSR1-101 to 301	
Union—banjo—double	AUC 8397	99	1			(C/E) HSR1-302 on	
Filter	AUC 2139	100	1				

▼ Change point not available

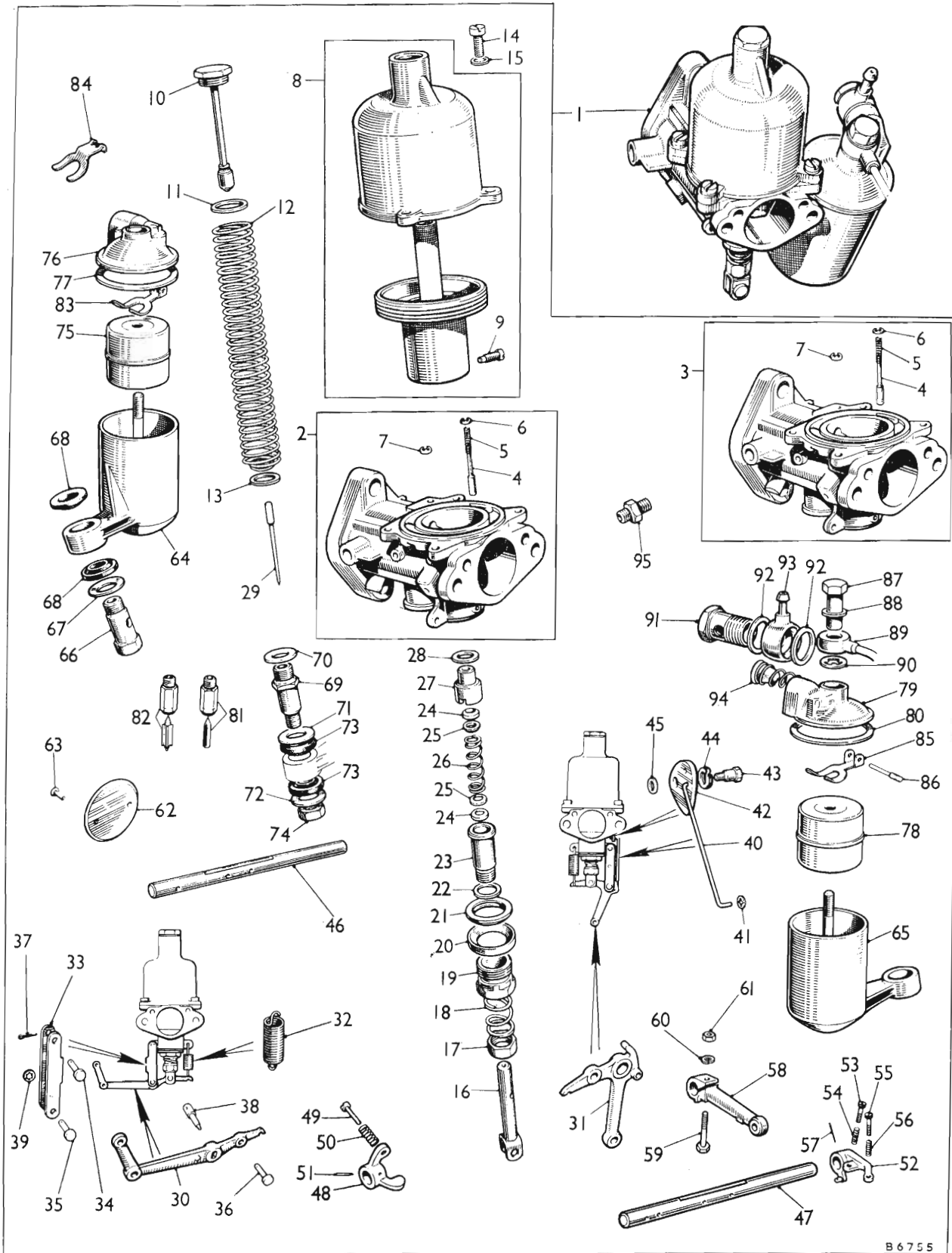


TYPE H4

CARBURETTER SERVICE PARTS LIST

AKD 5036

DESCRIPTION	Part No.	Illus. No.	Quantity	Stock recommds.			Change Point	REMARKS
				DIST.		D		
				Exp.	UK			
Type H4—continued								
Twin Installation—continued								
Carburettor assembly—rear	AUC 9047	1	1				(C/E) HSR1-101 to 301	
Carburettor assembly—rear	AUC 9045	1	1				(C/E) HSR1-302 on	
Body	AUC 6033	2	1				(C/E) HSR1-101 to 301	Not available; use AUD 9047
Body assembly	AUD 9047	2	1					
Body	AUC 7321	3	1				(C/E) HSR1-302 on	Not available; use AUD 9007
Body assembly	AUD 9007	3	1					
Pin—piston lifting	AUC 1149	4	1					Not available; use AUC 1249 together with 1 off circlip AUC 1250
Pin—piston lifting	AUC 1249	4	1	*	*			
Spring—pin	AUC 1151	5	1	*	*			
Circlip—pin	AUC 1058	6	1					Not available; use AUC 1250
Circlip—pin	AUC 1250	7	1					
Union—auto ignition	AUC 4490	91	1					
Chamber and piston assembly	AUC 8019	8	1					
Screw—needle locking	AUC 2468	9	1					
Cap and damper	AUC 8102	10	1	*	*			
Washer (fibre)	AUC 4900	11	1	*	*			
Spring—piston—Red	AUC 4387	12	1	*	*			
Washer—thrust	AUC 3071	13	1					
Screw—chamber to body	AUC 2175	14	3					
Washer	LWZ 303	15	3					Part No. change; was AUC 2246
Jet	AUC 8182	16	1	*	*			
Nut—adjusting	AUC 2121	17	1					
Spring—adjusting nut	AUC 2114	18	1					
Nut—gland sealing	AUC 3232	19	1					
Ring—sealing (aluminium)	AUC 2117	20	1					
Ring—sealing (cork)	AUC 2118	21	1	*	*			
Washer—bottom bearing (copper)	AUC 3233	22	1					
Bearing—bottom	AUC 3231	23	1					
Washer—gland (cork)	AUC 2120	24	2	*	*			
Washer—gland (brass)	AUC 2119	25	2					
Spring—gland	AUC 1158	26	1					
Bearing—top	AUC 3230	27	1					
Washer—top bearing (copper)	AUC 2122	28	1					
Needle—jet								
Rich (AR)	AUD 1048	29	1	*	*			
Standard (AD)	AUD 1035	29	1	*	*			
Weak (HA)	AUD 1230	29	1	*	*			
Lever—jet	AUC 5092	30	1				(C/E) HSR1-101 to 301	
Lever—jet	AUC 4041	31	1				(C/E) HSR1-302 on	
Spring—jet lever return	AUC 4667	32	1	*	*			
Link—jet lever	AUE 373	33	1					Part No. change; was AUC 4819
Pin								
Link to body	AUC 2381	34	1					
Link to lever	AUC 5009	35	1					
Lever to jet	AUC 2381	36	1					
Split	CPS 0204	37	1					
Swivel	AUC 5011	38	1				(C/E) HSR1-302 on	
Washer—Starlock	AUC 5004	39	1					
Link—tension	AUC 4732	40	1					
Washer—Starlock	AUC 5002	41	3					For AUC 9045 only
Cam—slow running	AUC 4730	42	1					
Bolt—pivot	AUC 3471	43	1					
Washer—spring	AUC 3472	44	1					
Washer (aluminium)	AUC 4848	45	1					



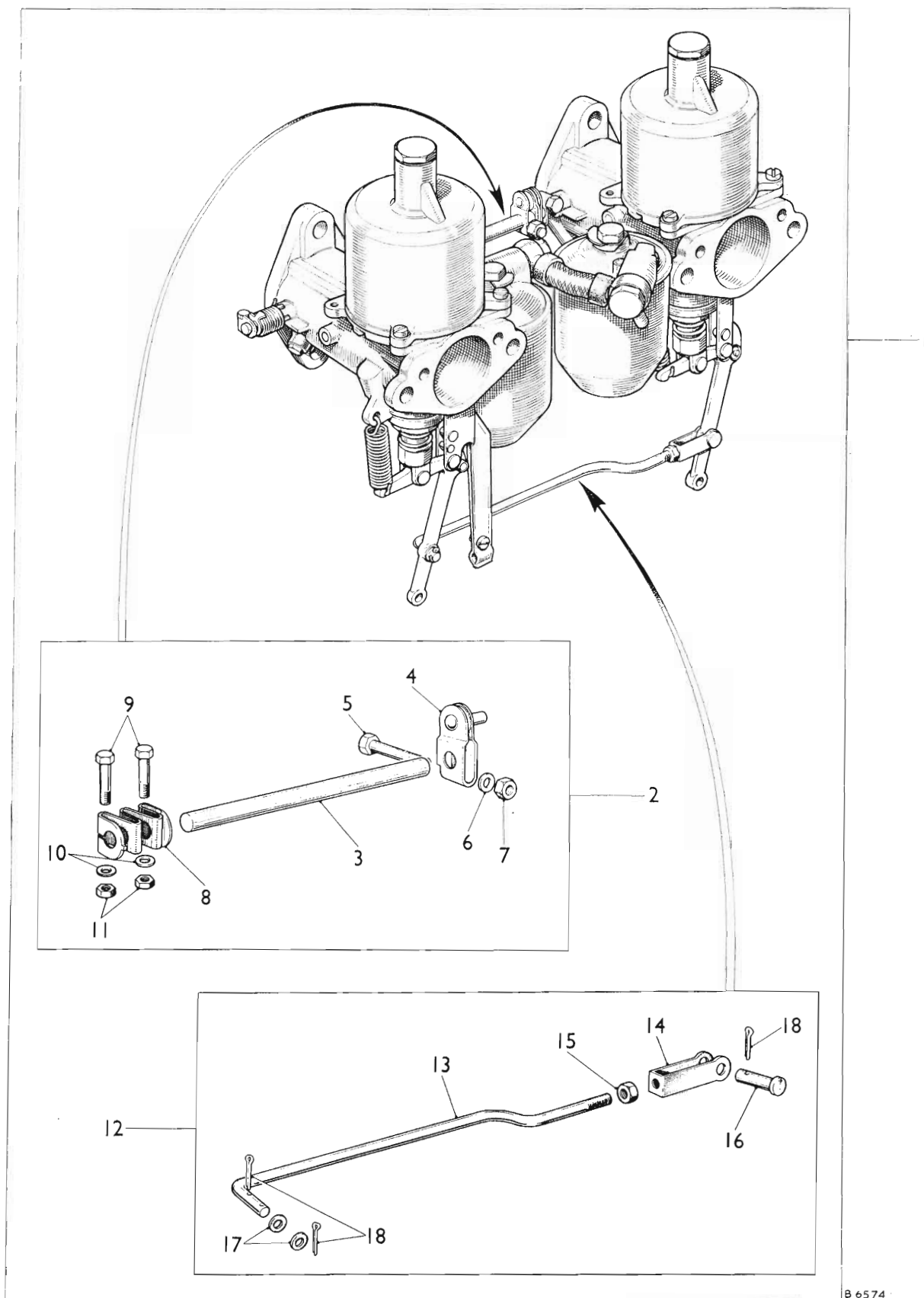
TYPE H4

CARBURETTER SERVICE PARTS LIST

AKD 5036

DESCRIPTION	Part No.	Illus. No.	Quantity	Stock recommds.			Change Point	REMARKS
				DIST.				
				Exp.	UK	D		
Spindle—throttle	AUC 4462	46	1				(C/E) HSR1-101 to 301	
Spindle—throttle	AUC 3515	47	1				(C/E) HSR1-302 on	
Lever—throttle stop	AUC 2199	48	1				(C/E) HSR1-101 to 301	
Screw—adjusting	AUC 2521	49	1					
Spring—screw	AUC 2451	50	1				(C/E) HSR1-302 on	
Pin—taper	AUC 2106	51	1					
Lever—throttle stop	AUC 4713	52	1				(C/E) HSR1-302 on	
Screw—stop adjusting	AUC 2521	53	1					
Spring—screw	AUC 2451	54	1				(C/E) HSR1-302 on	
Screw—slow running	AUC 2521	55	1					
Spring—screw	AUC 2451	56	1				(C/E) HSR1-302 on	
Pin—taper	AUC 2106	57	1					
Lever—throttle	AUC 1944	58	1				(C/E) HSR1-302 on	
Bolt—lever	AJD 1042	59	1					
Washer—spring	LWZ 303	60	1					Part No. change; was AUC 2694
Nut—bolt	AJD 8012 Z	61	1					Part No. change; was AUC 2246
								Part No. change; was AUC 2156
Disc—throttle	AUC 3116	62	1				(C/E) HSR1-101 to 301	
Screw—disc	AUC 1358	63	2					
Chamber—float	AUC 3495	64	1				(C/E) HSR1-101 to 301	
Chamber—float	AUC 8402	65	1				(C/E) HSR1-302 on	
Bolt—chamber to body	AUC 1335	66	1				(C/E) HSR1-101 to ▼	
Washer—dished	AUC 1337	67	1					
Grommet (rubber)	AUC 1534	68	2	*	*		(C/E) HSR1-101 to 301	
Pillar—banjo	AUC 1387	69	1					
Washer								
Plain	AUC 1384	70	1				(C/E) HSR1-▼ on	
Inner (steel)	AUC 1389	71	1					
Outer (steel)	AUC 1388	72	1				(C/E) HSR1-302 on	
Grommet (rubber)	AUC 1534	73	2	*	*			
Locknut—pillar	AJD 8206 Z	74	1				(C/E) HSR1-302 on	
Float	AUC 1123	75	1	*	*			
Lid—float chamber	AUC 4261	76	1					Not available; use AUD 2284 together with 1 off lever AUD 2285
Lid—float chamber	AUD 2284	76	1				(C/E) HSR1-101 to 301	
Washer—lid	AUC 1147	77	1	*	*			
Float	AUC 1223	78	1	*	*		(C/E) HSR1-302 on	
Lid—float chamber	AUC 4618	79	1					
Washer—lid	AUC 1412	80	1	*	*		(C/E) HSR1-302 on	
Needle and seat	AUC 8170	81	1					
								Not available; use AUD 9096
Needle and seat	AUD 9096	82	1	*	*		(C/E) HSR1-101 to 301	
Lever—hinged	AUC 1980	83	1					
	AUD 2285	84	1					For use with AUD 2284
	AUC 1981	85	1				(C/E) HSR1-302 on	
Pin—hinge	AUC 1152	86	1				(C/E) HSR1-302 on	
Nut—cap	AUC 1867	87	1					
Washer (aluminium)	AUC 1557	88	1				(C/E) HSR1-302 on	
Pipe—air vent and overflow	AUC 3202	89	1					
Washer (fibre)	AUC 1928	90	1	*	*		(C/E) HSR1-302 on	
Bolt—banjo	AUC 2698	91	1					
Washer (fibre)	AUC 2141	92	2	*	*		(C/E) HSR1-302 on	
Union—banjo—single	AUC 8398	93	1					
Filter	AUC 2139	94	1					

▼ Change point not available



B 6574

TYPE H4

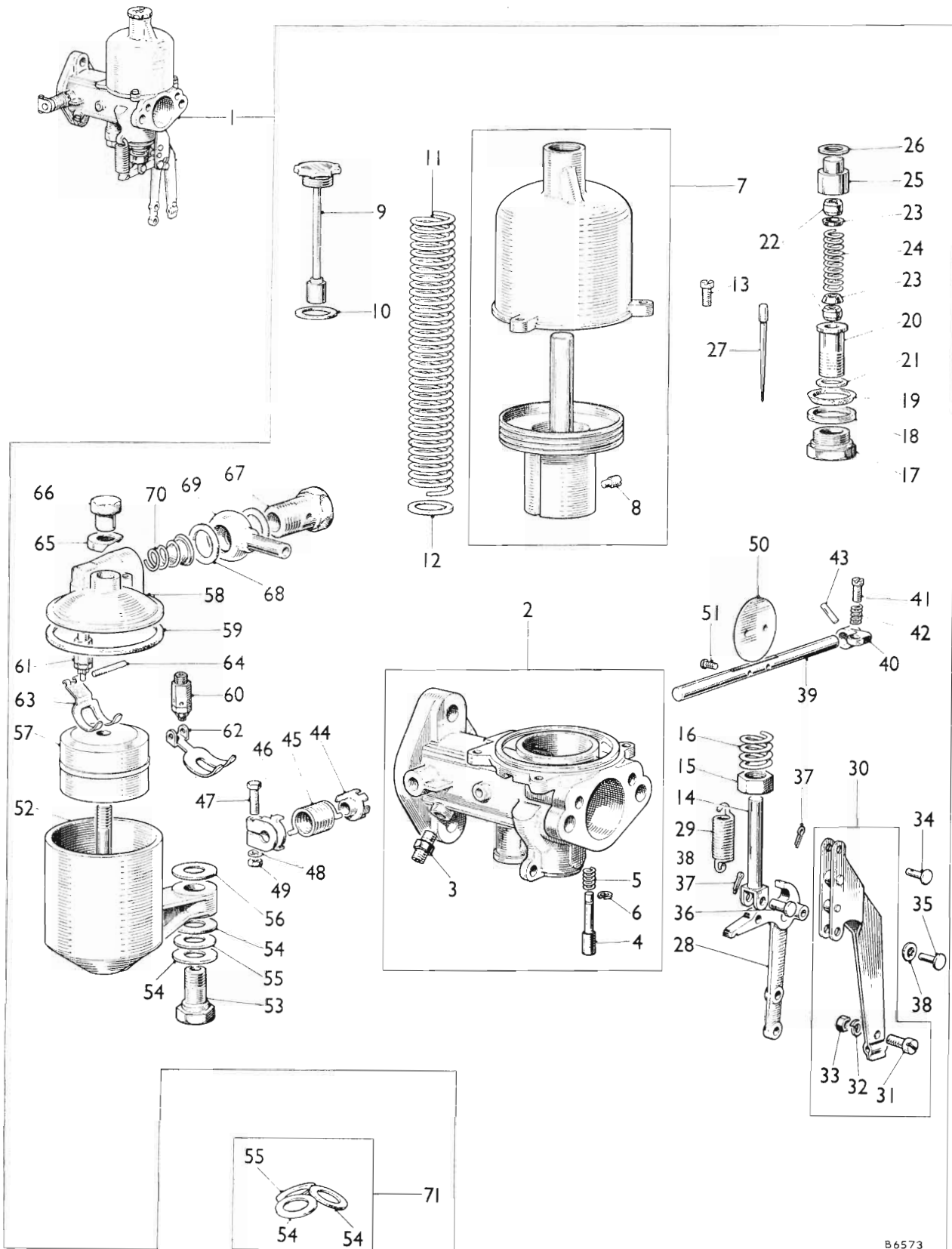
CARBURETTER SERVICE PARTS LIST

AKD 5036

DESCRIPTION	Part No.	Illus. No.	Quantity	Stock recommds.			Change Point	REMARKS
				DIST.		D		
				Exp.	UK			

Type H4—continued
Twin Installation—continued

Carburetter installation	AUC 905	1	1 pr.	*	*		(E) 29/101 to 28864	
	LC AUD 27	1	1 pr.				(E) 29W/101 to 17944	
	HC AUD 43	1	1 pr.				(E) 29A/101 to 12352	Not available; use
	AUD 43	1	1 pr.	*	*		(E) 29WA/101 to 11047	AUD 43
							(E) 29AW/101 on	
Rod assembly—throttle connecting	AUE 140	2	1					
Rod	AUC 2397	3	1					
Lever—throttle	AUC 8217	4	1					
Bolt—lever	AJD 1042	5	1					Part No. change; was AUC 2694
Washer—plain	AUC 8396	6	1					
Nut—bolt	AJD 8012 Z	7	1					Part No. change; was AUC 2156
Coupling—rod	AUC 4334	8	1					
Bolt—coupling	AUC 2669	9	2					
Washer—plain	AUC 4612	10	2					
Nut—bolt	AJD 8014 Z	11	2					Part No. change; was AUC 2673
Rod assembly—jet lever connecting	AUE 76	12	1					
Rod	AUC 1010	13	1					
Fork—rod to lever	AUC 2256	14	1					
Nut—rod	AJD 8012 Z	15	1					Part No. change; was AUC 2156
Pin—fork to lever	AUC 2108	16	1					
Washer—plain	AUC 8396	17	2					
Pin—split	CPS 0204	18	3					Part No. change; was AUC 2109



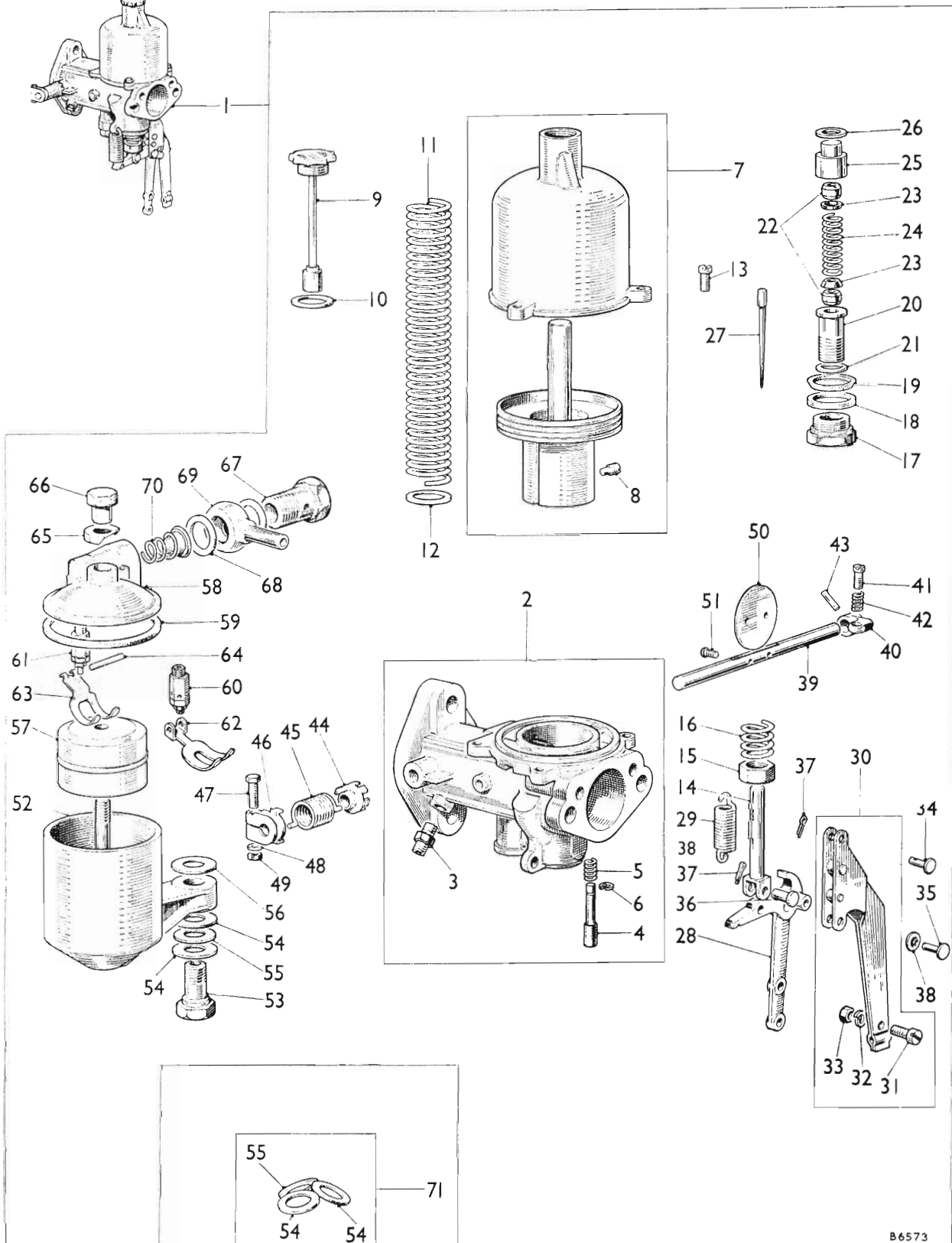
B6573

TYPE H4

CARBURETTER SERVICE PARTS LIST

AKD 5036

DESCRIPTION	Part No.	Illus. No.	Quantity	Stock recomds.			Change Point	REMARKS
				DIST.		D		
				Exp.	UK			
Type H4—continued								
Twin Installation—continued								
Carburetter assembly—front	AUC 9062	1	1				(E) 29/101 to 28864	
	LC AUC 9120	1	1				(E) 29W/101 to 17944	
	HC AUC 9146	1	1				(E) 29A/101 to 12352	Not available; use
	AUC 9146	1	1				(E) 29WA/101 to 11047	AUC 9146
Body	AUC 6038	2					(E) 29AW/101 on	Not available; use AUD 9052
Body assembly	AUD 9052	2	1					
Plug—auto-ignition	AUC 1289	3	1					
Pin—piston lifting	AUC 1249	4	1	*	*			
Spring—pin	AUC 1151	5	1	*	*			
Circlip—pin	AUC 1250	6	1					
Chamber and piston assembly	AUC 8015	7	1					
Screw—needle locking	AUC 2468	8	1					
Cap and damper	AUC 8102	9	1	*	*			
Washer (fibre)	AUC 4900	10	1	*	*			
Spring—piston—Yellow	AUC 1167	11	1	*	*			
Washer—thrust	AUC 3071	12	1					
Screw—chamber to body	AUC 2175	13	3					
Jet	AUC 8182	14	1	*	*			
Nut—adjusting	AUC 2121	15	1					
Spring—adjusting nut	AUC 2114	16	1					
Nut—gland sealing	AUC 3232	17	1					
Ring—sealing (aluminium)	AUC 2117	18	1					
Ring—sealing (cork)	AUC 2118	19	1	*	*			
Bearing—bottom	AUC 3231	20	1					
Washer								
Bearing (copper)	AUC 3233	21	1					
Gland (cork)	AUC 2120	22	2	*	*			
Gland (brass)	AUC 2119	23	2					
Spring—gland	AUC 2020	24	1					
Bearing—top	AUC 3230	25	1					
Washer—top bearing (copper)	AUC 2122	26	1					
Needle—jet								
Rich		27	1				(E) 29/101 to 28864	
Standard (M5)	AUD 1269	27	1	*	*		(E) 29W/101 to 17944	
Weak (HA)	AUD 1230	27	1	*	*			
Rich		27	1				(E) 29A/101 to 12352	
Standard (No. 3)	AUD 1002	27	1	*	*		(E) 29WA/101 to 11047	
Weak		27	1					
Rich (No. 3)	AUD 1002	27	1	*	*		(E) 29A/101 to 12352	
Standard (AR)	AUD 1048	27	1	*	*		(E) 29WA/101 to 11047	
Weak (HA)	AUD 1230	27	1	*	*		(E) 29AW/101 on	
Lever—jet	AUC 4040	28	1					
Spring—jet lever return	AUC 1093	29	1	*	*			
Link assembly—jet lever	AUE 66	30	1					Part No. change; was AUC 4042
Bolt—link	AUA 1453	31	1					
Washer—spring	LWZ 303	32	1					Part No. change; was AUC 2246
Nut—bolt	AJD 8012 Z	33	1					Part No. change; was AUC 2156
Pin								
Link to body	AUC 2381	34	1					
Link to lever	AUC 5009	35	1					
Lever to jet	AUC 2381	36	1					
Split	CPS 0204	37	2					Part No. change; was AUC 2109
Washer—Starlock	AUC 5004	38	1					
Spindle—throttle	AUC 3514	39	1					
Lever—throttle stop	AUC 4709	40	1					
Screw—stop adjusting	AUC 2521	41	1					
Spring—screw	AUC 2451	42	1					
Pin—taper	AUC 2106	43	1					
Plate—return spring anchor	AUC 4770	44	1					
Spring—spindle return	AUC 4781	45	1					
Clip—end	AUC 4771	46	1					
Bolt—clip	AUC 2669	47	1					
Washer—plain	AUC 4612	48	1					
Nut—bolt	AJD 8014 Z	49	1					Part No. change; was AUC 2673
Disc—throttle	AUC 3116	50	1					
Screw—disc	AUC 1358	51	2					



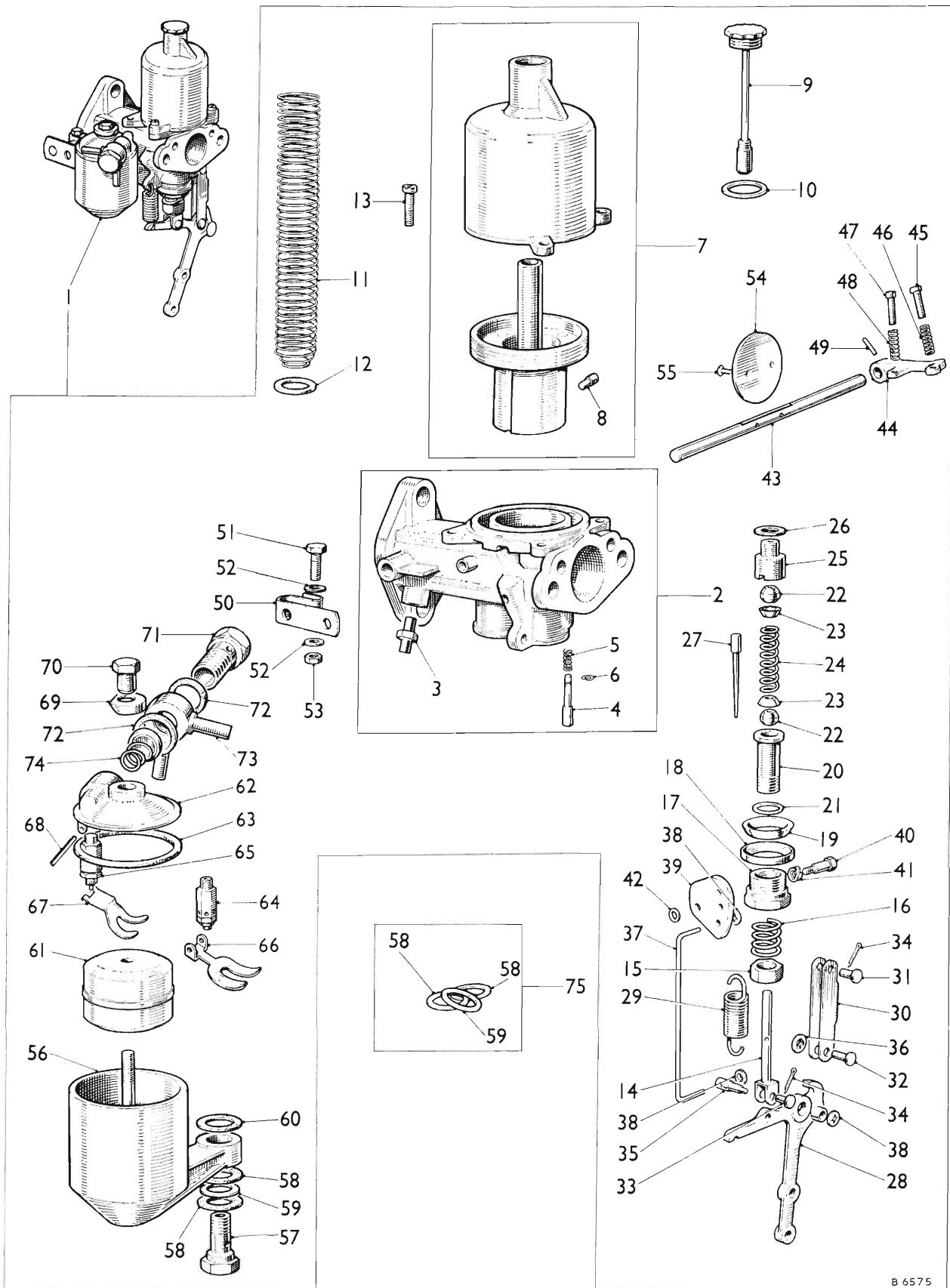
B6573

TYPE H4

CARBURETTER SERVICE PARTS LIST

AKD 5036

DESCRIPTION	Part No.	Illus. No.	Quantity	Stock recommds.			Change Point	REMARKS
				DIST.				
				Exp.	UK	D		
Chamber—float	AUC 1208	52	1					
Bolt—float chamber to body	AUC 1541	53	1					
Washer								
(Fibre)	AUC 5027	54	2] Not available; use washer kit No. 6, AUE 6	
(Brass)	AUC 5026	55	1					
(Fibre)	AUC 2130	56	1					
Float	AUC 1123	57	1	★	★			
Lid—float chamber.....	AUC 4261	58	1				Not available; use AUD 2284 together with 1 off lever AUD 2285	
Lid—float chamber.....	AUD 2284	58	1					
Washer—lid	AUC 1147	59	1	★	★			
Needle and seat	AUC 8170	60	1				Not available; use AUD 9096	
Needle and seat	AUD 9096	61	1	★	★			
Lever—hinged	AUC 1980	62	1					
Lever—hinged	AUD 2285	63	1				For use with AUD 2284	
Pin—hinge	AUC 1152	64	1					
Cap—cover	AUC 1245	65	1					
Nut—cap	AUC 1163	66	1					
Bolt—banjo	AUC 2698	67	1					
Washer (fibre)	AUC 2141	68	2	★	★			
Union—banjo	AUC 8398	69	1					
Filter	AUC 2139	70	1					
Kit—washer—No. 6	AUE 6	71	1	★	★		Part No. change; was AUC 6906	
Washer (fibre)	AUC 5027	54	2					
Washer (brass).....	AUC 5026	55	1					



TYPE H4

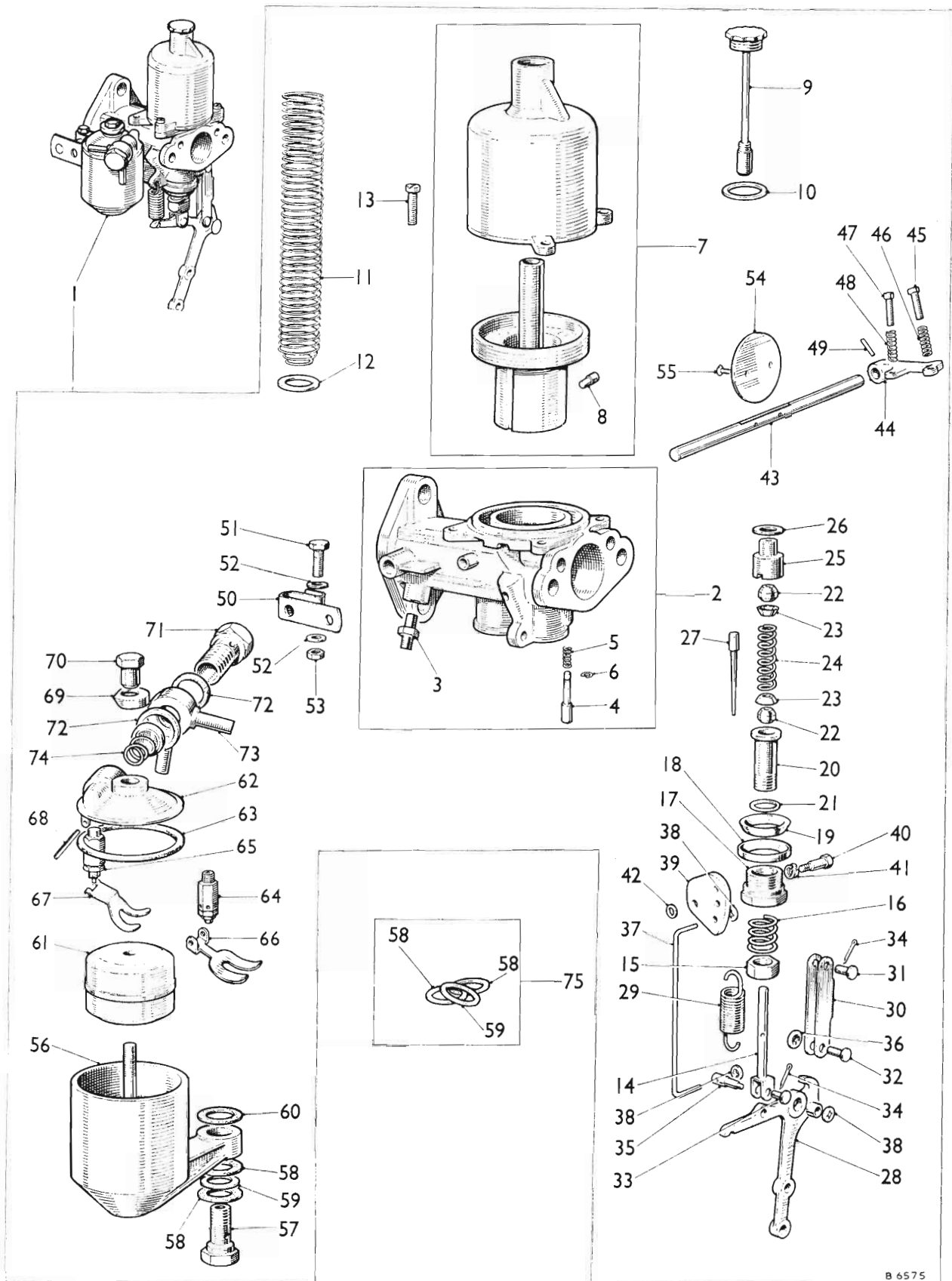
CARBURETTER SERVICE PARTS LIST

AKD 5036

DESCRIPTION	Part No.	Illus. No.	Quantity	Stock recommds.			Change Point	REMARKS
				DIST.		D		
				Exp.	UK			

Type H4—continued
Twin Installation—continued

Carburettor assembly—rear	AUC 9063	1	1				(E) 29/101 to 28864	
	LC AUC 9121	1	1				(E) 29W/101 to 17944	
	HC AUC 9147	1	1				(E) 29A/101 to 12352	Not available; use
	AUC 9147	1	1				(E) 29WA/101 to 11047	AUC 9147
Body	AUC 6031	2	1				(E) 29AW/101 on	
	AUC 6031	2	1				(E) 29/101 to 28864	Not available; use
	AUC 6031	2	1				(E) 29W/101 to 17944	AUC 9045
Body assembly	AUD 9045	2	1				(E) 29A/101 to 3076	
	AUD 9045	2	1				(E) 29WA/101 to 2676	
Body assembly	AUD 9007	2	1				(E) 29A/3077 to 12352	
	AUD 9007	2	1				(E) 29WA/2677 to 11047	
	AUD 9007	2	1				(E) 29WA/101 on	
Plug—auto-ignition	AUC 1239	3	1					
Pin—piston lifting	AUC 1249	4	1	*	*			
Spring—pin	AUC 1151	5	1	*	*			
Circlip—pin	AUC 1250	6	1					
Chamber and piston assembly	AUC 8015	7	1					
Screw—needle locking	AUC 2468	8	1					
Cap and damper	AUC 8102	9	1	*	*			
Washer (fibre)	AUC 4900	10	1	*	*			
Spring—piston—Yellow	AUC 1167	11	1	*	*			
Washer—thrust	AUC 3071	12	1					
Screw—chamber to body	AUC 2175	13	3					
Jet	AUC 8182	14	1	*	*			
Nut—adjusting	AUC 2121	15	1					
Spring—adjusting nut	AUC 2114	16	1					
Nut—gland sealing	AUC 3232	17	1					
Ring—sealing (aluminium)	AUC 2117	18	1					
Ring—sealing (cork)	AUC 2118	19	1	*	*			
Bearing—bottom	AUC 3231	20	1					
Washer								
Bearing (copper)	AUC 3233	21	1					
Gland (cork)	AUC 2120	22	2	*	*			
Gland (brass)	AUC 2119	23	2					
Spring—gland	AUC 2020	24	1					
Bearing—top	AUC 3230	25	1					
Washer—top bearing (copper)	AUC 2122	26	1					
Needle—jet								
Rich		27	1				(E) 29/101 to 28864	
Standard (M5)	AUD 1269	27	1	*	*		(E) 29W/101 to 17944	
Weak (HA)	AUD 1230	27	1	*	*			
Rich		27	1				(E) 29A/101 to 12352	
Standard (No. 3)	AUD 1002	27	1	*	*		(E) 29WA/101 to 11047	
Weak		27	1					
Rich (No. 3)	AUD 1002	27	1	*	*		(E) 29A/101 to 12352	
Standard (AR)	AUD 1048	27	1	*	*		(E) 29WA/101 to 11047	
Weak (HA)	AUD 1230	27	1	*	*		(E) 29AW/101 on	
Lever—jet	AUC 4040	28	1					
Spring—jet lever return	AUC 1093	29	1	*	*			
Link—jet lever	AUC 373	30	1					Part No. change; was AUC 4819
Pin								
Link to body	AUC 2381	31	1					
Link to lever	AUC 5009	32	1					
Lever to jet	AUC 2381	33	1					
Split	CPS 0204	34	2					Part No. change; was AUC 2109
Swivel	AUC 5011	35	1					
Washer—Starlock	AUC 5004	36	1					
Link—tension	AUC 4732	37	1					
Washer—Starlock	AUC 5002	38	3					
Cam—slow running	AUC 4730	39	1					
Bolt—pivot	AUC 3471	40	1					
Washer—spring	AUC 3472	41	1					
Washer (aluminium)	AUC 4848	42	1					



TYPE H4

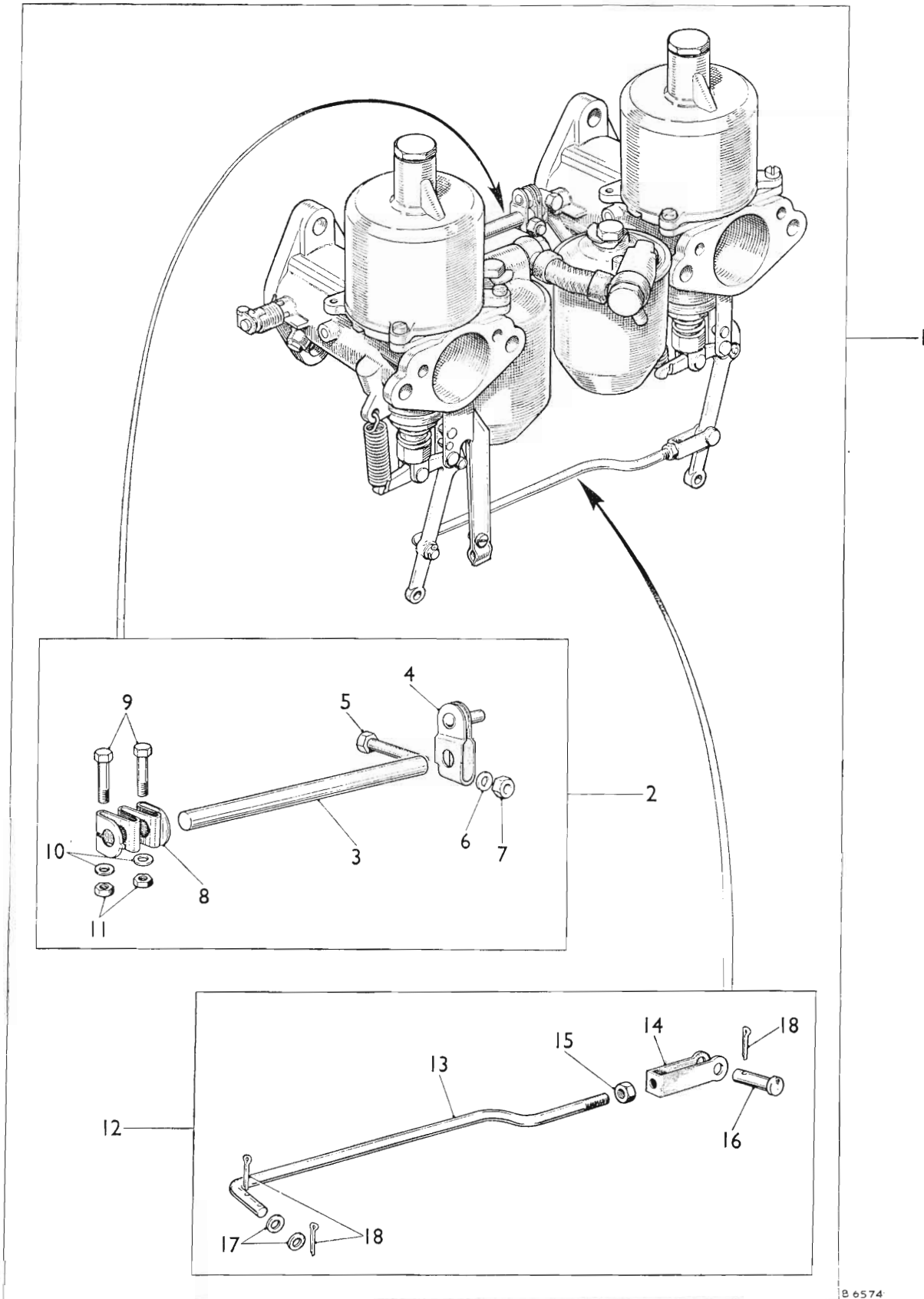
CARBURETTER SERVICE PARTS LIST

AKD 5036

DESCRIPTION	Part No.	Illus. No.	Quantity	Stock recomms.			Change Point	REMARKS
				DIST.		D		
				Exp.	UK			

Type H4—continued
Twin Installation—continued

Spindle—throttle	AUC 3514	43	1					
Lever—throttle stop	AUC 4713	44	1					
Screw—slow running	AUC 3464	45	1					
Spring—screw	AUC 3465	46	1					
Screw—stop adjusting	AUC 2521	47	1					
Spring—screw	AUC 2451	48	1					
Pin—taper	AUC 2106	49	1					
Lever—coupling	AUC 8399	50	1					
Bolt—lever	AUC 8400	51	1					
Washer—plain	AUC 8396	52	2					
Nut—bolt	AJD 8012 Z	53	1					Part No. change; was AUC 2156
Disc—throttle	AUC 3116	54	1					
Screw—disc	AUC 1358	55	2					
Chamber—float	AUC 1208	56	1					
Bolt—float chamber to body	AUC 1541	57	1					
Washer								
(Fibre)	AUC 5027	58	2] Not available; use washer kit No. 6, AUE 6
(Brass)	AUC 5026	59	1					
(Fibre)	AUC 2130	60	1					
Float	AUC 1123	61	1	*	*			
Lid—float chamber	AUC 4261	62	1					Not available; use AUD 2284 together with 1 off lever AUD 2285
Lid—float chamber	AUD 2284	62	1					
Washer—lid	AUC 1147	63	1	*	*			
Needle and seat	AUC 8170	64	1					Not available; use AUD 9096
Needle and seat	AUD 9096	65	1	*	*			
Lever—hinged	AUC 1980	66	1					
Lever—hinged	AUD 2285	67	1					For use with AUD 2284
Pin—hinge	AUC 1152	68	1					
Cap—cover	AUC 1245	69	1					
Nut—cap	AUC 1163	70	1					
Bolt—banjo	AUC 2698	71	1					
Washer (fibre)	AUC 2141	72	2	*	*			
Union—banjo	AUC 8397	73	1					
Filter	AUC 2139	74	1					
Kit—washer—No. 6	AUE 6	75	1	*	*			Part No. change; was AUC 6906
Washer (fibre)	AUC 5027	58	2					
Washer (brass)	AUC 5026	59	1					



B 6574

TYPE H4

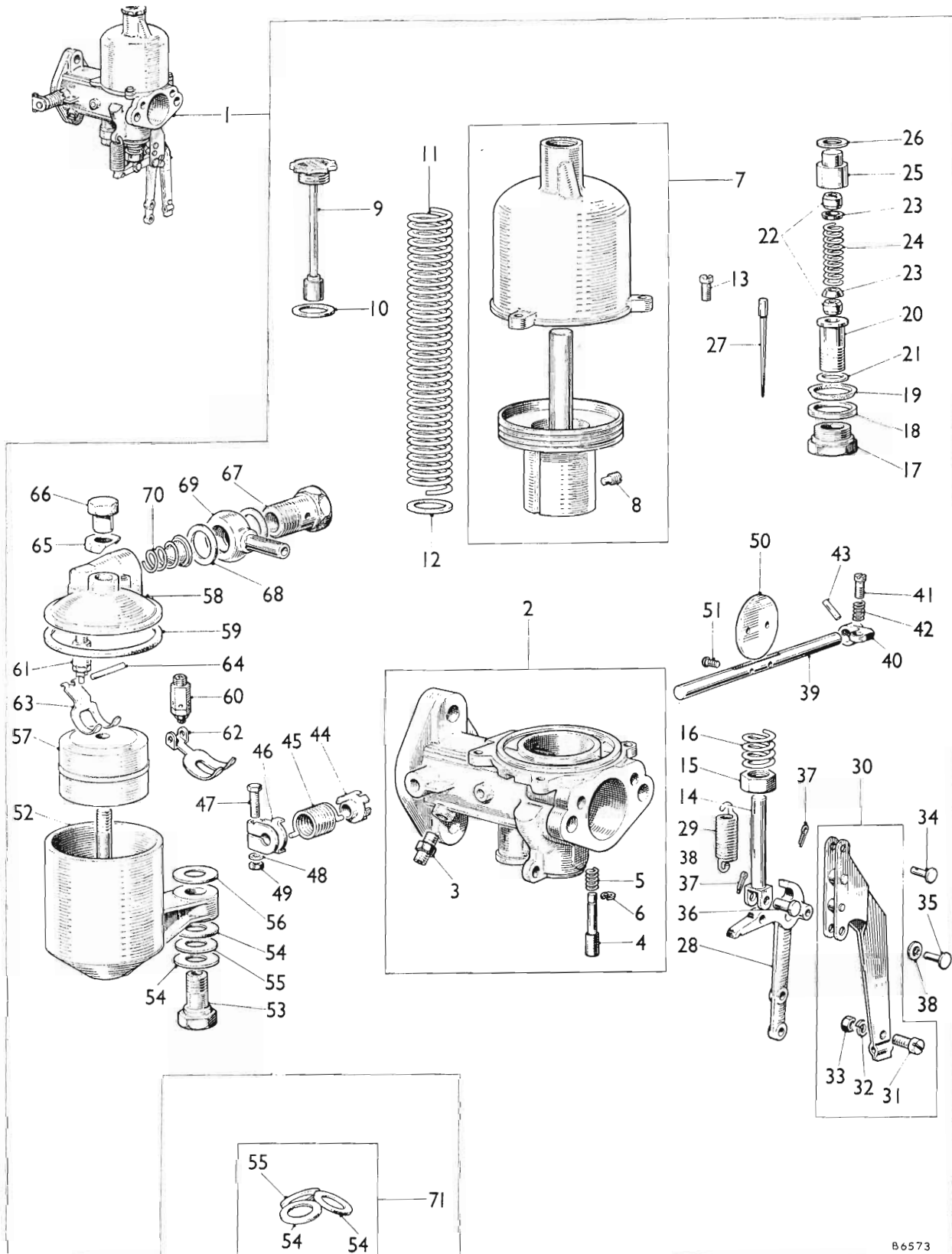
CARBURETTER SERVICE PARTS LIST

AKD 5036

DESCRIPTION	Part No.	Illus. No.	Quantity	Stock recommds.			Change Point	REMARKS
				DIST.		D		
				Exp.	UK			

Type H4—continued
Twin Installation—continued

Carburetter installation	AUC 905	1	1 pr	*	*		(E) 29V/101 to 17944	
	LC AUD 45	1	1 pr] (E) 29VA/101 to (C) 8329	Not available; use AUD 44
	HC AUD 44	1	1 pr					
	AUD 44	1	1 pr	*	*		(C) 8330 to 12858	
Rod assembly—throttle connecting	AUE 140	2	1					
Rod	AUC 2397	3	1					
Lever—throttle	AUC 8217	4	1					
Bolt—lever	AJD 1042	5	1					Part No. change; was AUC 2694
Washer—plain	AUC 8396	6	1					
Nut—bolt	AJD 8012 Z	7	1					Part No. change; was AUC 2156
Coupling—rod	AUC 4334	8	1					
Bolt—coupling	AUC 2669	9	2					
Washer—plain	AUC 4612	10	2					
Nut—bolt	AJD 8014 Z	11	2					Part No. change; was AUC 2673
Rod assembly—jet lever connecting	AUE 76	12	1					
Rod	AUC 1010	13	1					
Fork—rod to lever	AUC 2256	14	1					
Nut—rod	AJD 8012 Z	15	1					Part No. change; was AUC 2156
Pin—fork to lever	AUC 2108	16	1					
Washer—plain	AUC 8396	17	2					
Pin—split	CPS 0204	18	3					Part No. change; was AUC 2109

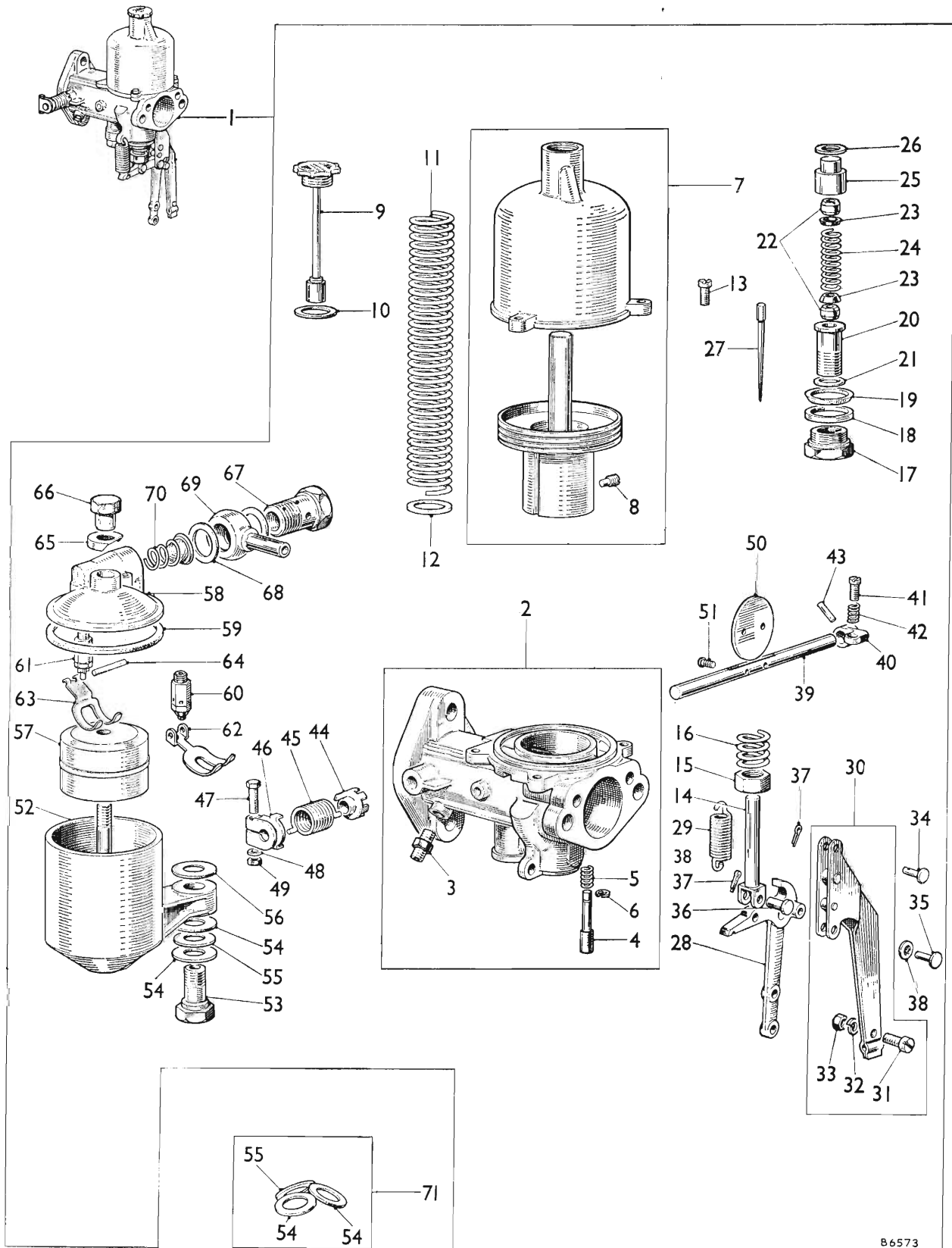


TYPE H4

CARBURETTER SERVICE PARTS LIST

AKD 5036

DESCRIPTION	Part No.	Illus. No.	Quantity	Stock recommds.			Change Point	REMARKS
				DIST.		D		
				Exp.	UK			
Carburetter assembly—front	AUC 9062	1	1				(E) 29V/101 to 17944	
	LC AUC 9150	1	1				Not available; use	
	HC AUC 9148	1	1				(E) 29VA/101 to (C) 8329 AUC 9148	
	AUC 9148	1	1				(C) 8330 to 12858	
Body	AUC 6038	2	1				Not available; use AUD 9052	
Body assembly	AUD 9052	2	1					
Plug—auto-ignition	AUC 1289	3	1					
Pin—piston lifting	AUC 1249	4	1	*	*			
Spring—pin	AUC 1151	5	1	*	*			
Circlip—pin	AUC 1250	6	1					
Chamber and piston assembly	AUC 8015	7	1				(E) 29V/101 to 17944	
Chamber and piston assembly	AUD 9099	7	1				(E) 29VA/101 to 8029	
Screw—needle locking	AUC 2468	8	1					
Cap and damper	AUC 8102	9	1	*	*			
Washer (fibre)	AUC 4900	10	1	*	*			
Spring—piston—Yellow	AUC 1167	11	1	*	*			
Washer—thrust	AUC 3071	12	1					
Screw—chamber to body	AUC 2175	13	3					
Jet	AUC 8182	14	1	*	*			
Nut—adjusting	AUC 2121	15	1					
Spring—adjusting nut	AUC 2114	16	1					
Nut—gland sealing	AUC 3232	17	1					
Ring—sealing (aluminium)	AUC 2117	18	1					
Ring—sealing (cork)	AUC 2118	19	1	*	*			
Bearing—bottom	AUC 3231	20	1					
Washer								
Bearing (copper)	AUC 3233	21	1					
Gland (cork)	AUC 2120	22	2	*	*			
Gland (brass)	AUC 2119	23	2					
Spring—gland	AUC 2020	24	1					
Bearing—top	AUC 3230	25	1					
Washer—top bearing (copper)	AUC 2122	26	1					
Needle—jet								
Rich		27	1					
Standard (MS)	AUD 1269	27	1	*	*		(E) 29V/101 to 17944	
Weak (HA)	AUD 1280	27	1	*	*			
Rich		27	1					
Standard (No. 3)	AUD 1002	27	1	*	*		(E) 29VA/101 to (C) 8329	
Weak		27	1					
Rich (No. 3)	AUD 1002	27	1	*	*		(E) 29VA/101 to (C) 8329	
Standard (AR)	AUD 1048	27	1	*	*		(C) 8330 to 12858	
Weak (HA)	AUD 1280	27	1	*	*			
Lever—jet	AUC 4040	28	1					
Spring—jet lever return	AUC 1093	29	1	*	*			
Link assembly—jet lever	AUE 66	30	1				Part No. change; was AUC 4042	
Bolt—link	AUA 1453	31	1					
Washer—spring	LWZ 303	32	1				Part No. change; was AUC 2246	
Nut—bolt	AJD 8012 Z	33	1				Part No. change; was AUC 2156	
Pin								
Link to body	AUC 2381	34	1					
Link to lever	AUC 5009	35	1					
Lever to jet	AUC 2381	36	1					
Split	CPS 0204	37	1				Part No. change; was AUC 2109	
Washer—Starlock	AUC 5004	38	1					
Spindle—throttle	AUC 3514	39	1					
Lever—throttle stop	AUC 4709	40	1					
Screw—stop adjusting	AUC 2521	41	1					
Spring—screw	AUC 2451	42	1					
Pin—taper	AUC 2106	43	1					
Plate—return spring anchor	AUC 4770	44	1					
Spring—spindle return	AUC 4781	45	1					
Clip—end	AUC 4771	46	1					
Bolt—clip	AUC 2669	47	1					
Washer—plain	AUC 4612	48	1					
Nut—bolt	AJD 8014 Z	49	1				Part No. change; was AUC 2673	
Disc—throttle	AUC 3116	50	1					
Screw—disc	AUC 1358	51	2					

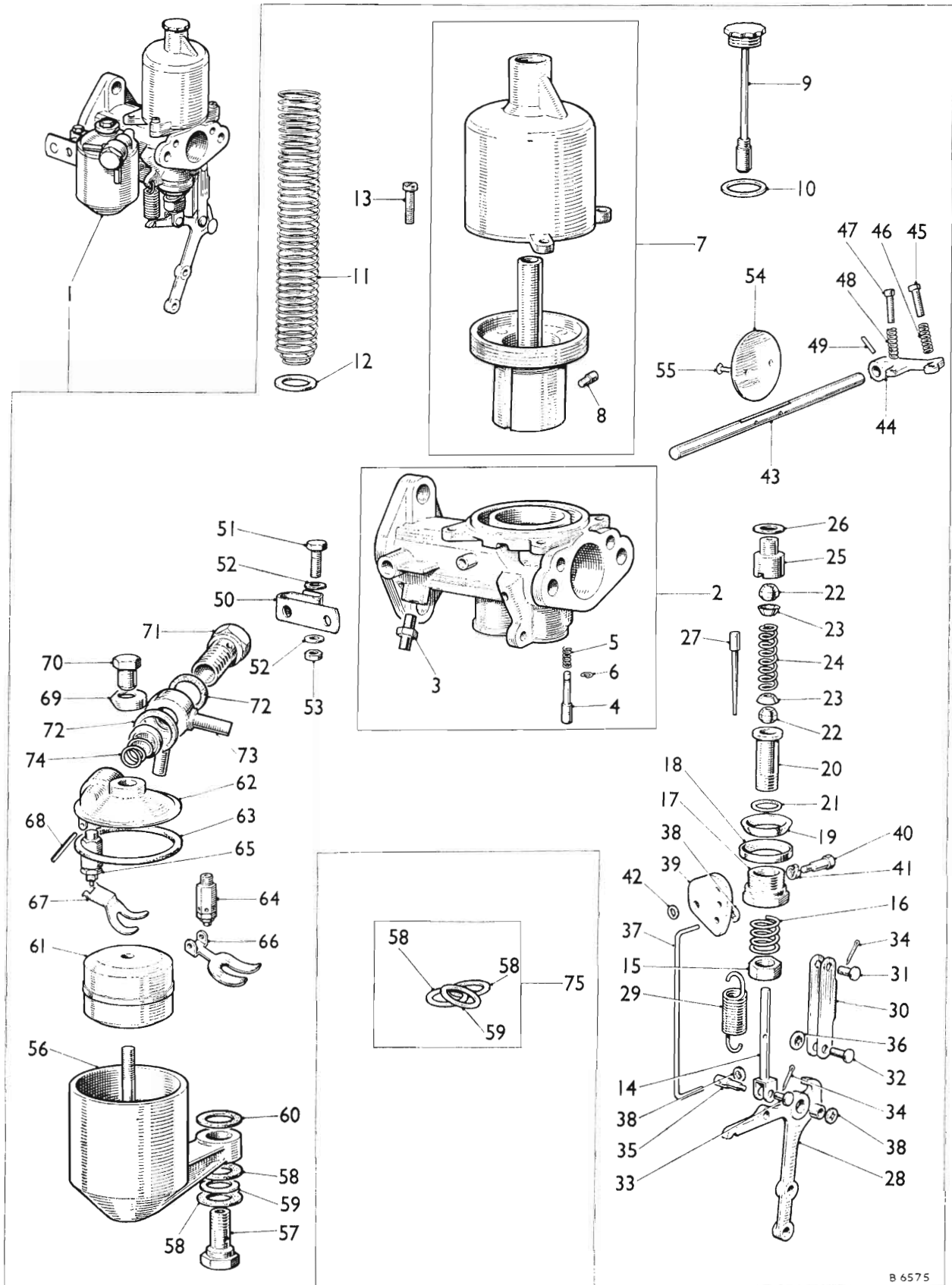


TYPE H4

CARBURETTER SERVICE PARTS LIST

AKD 5036

DESCRIPTION	Part No.	Illus. No.	Quantity	Stock recommds.			Change Point	REMARKS
				DIST.		D		
				Exp.	UK			
Chamber—float	AUC 1208	52	1					
Bolt—float chamber to body	AUC 1541	53	1					
Washer								
(Fibre).....	AUC 5027	54	2] Not available; use washer kit No. 6, AUE 6	
(Brass)	AUC 5026	55	1					
(Fibre).....	AUC 2180	56	1					
Float	AUC 1123	57	1	*	*			
Lid—float chamber.....	AUC 4261	58	1				Not available; use AUD 2284 together with 1 off lever AUD 2285	
Lid—float chamber.....	AUD 2284	58	1					
Washer—lid	AUC 1147	59	1	*	*			
Needle and seat	AUC 8170	60	1				Not available; use AUD 9096	
Needle and seat	AUD 9096	61	1	*	*			
Lever—hinged	AUC 1980	62	1					
Lever—hinged	AUD 2285	63	1				For use with AUD 2284	
Pin—hinge	AUC 1152	64	1					
Cap—cover.....	AUC 1245	65	1					
Nut—cap	AUC 1163	66	1					
Bolt—banjo	AUC 2698	67	1					
Washer (fibre)	AUC 2141	68	2	*	*			
Union—banjo	AUC 8398	69	1					
Filter	AUC 2139	70	1					
Kit—washer—No. 6	AUE 6	71	1	*	*		Part No. change; was AUC 6906	
Washer (fibre)	AUC 5027	54	2					
Washer (brass).....	AUC 5026	55	1					



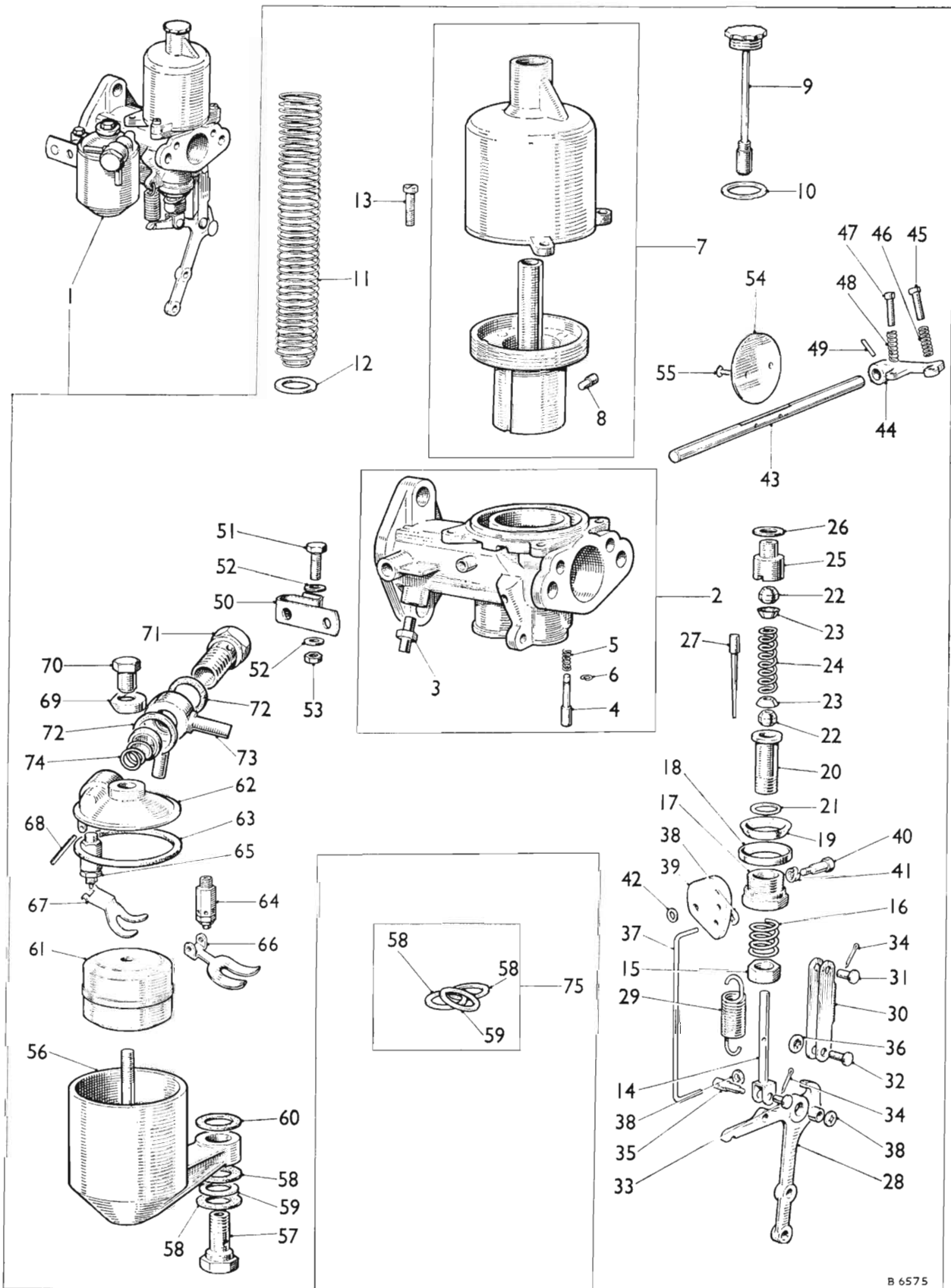
B 6575

TYPE H4

CARBURETTER SERVICE PARTS LIST

AKD 5036

DESCRIPTION	Part No.	Illus. No.	Quantity	Stock recommds.		Change Point	REMARKS
				DIST.			
				Exp.	UK		
Carburetter assembly—rear	AUC 9063	1	1			(E) 29V/101 to 17944	
LC	AUC 9151	1	1				Not available; use AUC 9149
HC	AUC 9149	1	1				
	AUC 9149	1	1			(C) 8330 to 12858	
Body	AUC 6031	2	1			(E) 29V/101 to 17944	Not available; use AUD 9045
Body assembly	AUD 9045	2	1			(E) 29VA/101 to 1910	
Body assembly	AUD 9007	2	1			(E) 29VA/1911 to 8029	
Plug—auto ignition	AUC 1289	3	1				
Pin—piston lifting	AUC 1249	4	1	*	*		
Spring—pin	AUC 1151	5	1	*	*		
Circlip—pin	AUC 1250	6	1				
Chamber and piston assembly	AUC 8015	7	1			(E) 29V/101 to 17944	
Chamber and piston assembly	AUD 9099	7	1			(E) 29VA/101 to 8029	
Screw—needle locking	AUC 2468	8	1				
Cap and damper	AUC 8102	9	1	*	*		
Washer (fibre)	AUC 4900	10	1	*	*		
Spring—piston—Yellow	AUC 1167	11	1	*	*		
Washer—thrust	AUC 3071	12	1				
Screw—chamber to body	AUC 2175	13	3				
Jet	AUC 8182	14	1	*	*		
Nut—adjusting	AUC 2121	15	1				
Spring—adjusting nut	AUC 2114	16	1				
Nut—gland sealing	AUC 3232	17	1				
Ring—sealing (aluminium)	AUC 2117	18	1				
Ring—sealing (cork)	AUC 2118	19	1	*	*		
Bearing—bottom	AUC 3231	20	1				
Washer							
Bearing (copper)	AUC 3233	21	1				
Gland (cork)	AUC 2120	22	2	*	*		
Gland (brass)	AUC 2119	23	2				
Spring—gland	AUC 2020	24	1				
Bearing—top	AUC 3230	25	1				
Washer—top bearing (copper)	AUC 2122	26	1				
Needle—jet							
Rich		27	1				
Standard (M5)	AUD 1269	27	1	*	*	(E) 29V/101 to 17944	
Weak (HA)	AUD 1230	27	1	*	*		
Rich		27	1				
Standard (No. 3)	AUD 1002	27	1	*	*	(E) 29VA/101 to (C) 8329	
Weak		27	1				
Rich (No. 3)	AUD 1002	27	1	*	*	(E) 29VA/101 to (C) 8329	
Standard (AR)	AUD 1048	27	1	*	*	(C) 8330 to 12858	
Weak (HA)	AUD 1230	27	1	*	*		
Lever—jet	AUC 4040	28	1				
Spring—jet lever return	AUC 1093	29	1	*	*		
Link—jet lever	AUC 373	30	1				Part No. change; was AUC 4819
Pin							
Link to body	AUC 2381	31	1				
Link to lever	AUC 5009	32	1				
Lever to jet	AUC 2381	33	1				
Split	CPS 0204	34	2				Part No. change; was AUC 2109
Swivel	AUC 5011	35	1				
Washer—Starlock	AUC 5004	36	1				
Link—tension	AUC 4732	37	1				
Washer—Starlock	AUC 5002	38	3				
Cam—slow running	AUC 4730	39	1				
Bolt—pivot	AUC 3471	40	1				
Washer—spring	AUC 3472	41	1				
Washer (aluminium)	AUC 4848	42	1				

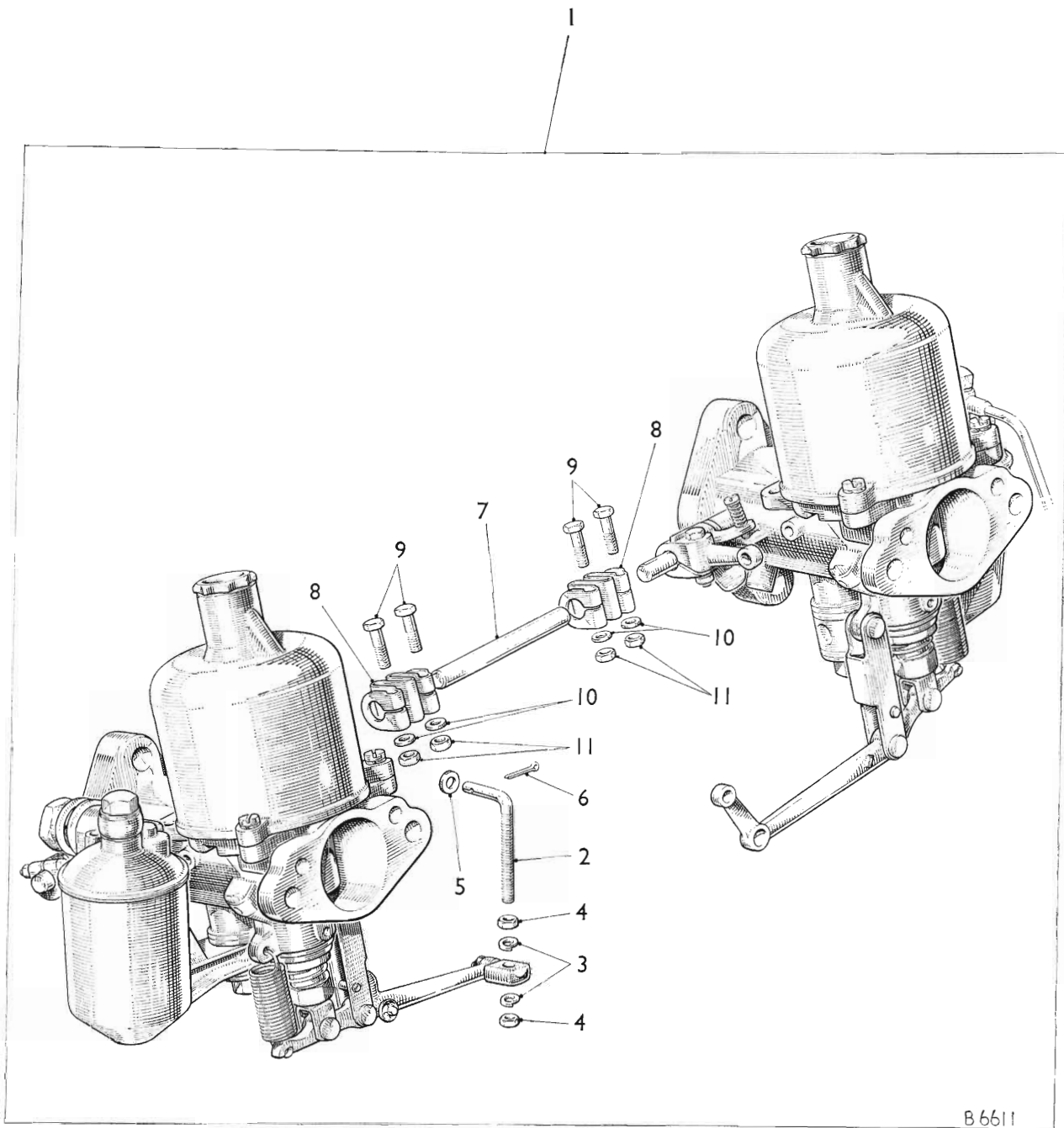


TYPE H4

CARBURETTER SERVICE PARTS LIST

AKD 5036

DESCRIPTION	Part No.	Illus. No.	Quantity	Stock recommds.			Change Point	REMARKS
				DIST.				
				Exp.	UK	D		
Spindle—throttle	AUC 3514	43	1					
Lever—throttle stop.....	AUC 4713	44	1					
Screw—slow running	AUC 3464	45	1					
Spring—screw	AUC 3465	46	1					
Screw—stop adjusting	AUC 2521	47	1					
Spring—screw	AUC 2451	48	1					
Pin—taper	AUC 2106	49	1					
Lever—coupling	AUC 8399	50	1					
Bolt—lever.....	AUC 8400	51	1					
Washer—plain	AUC 8396	52	2					
Nut—bolt	AJD 8012 Z	53	1				Part No. change; was AUC 2156	
Disc—throttle	AUC 3116	54	1					
Screw—disc	AUC 1358	55	2					
Chamber—float	AUC 1208	56	1					
Bolt—float chamber to body	AUC 1541	57	1					
Washer								
(Fibre).....	AUC 5027	58	2] Not available; use washer kit No. 6, AUE 6	
(Brass)	AUC 5026	59	1					
(Fibre).....	AUC 2130	60	1					
Float	AUC 1123	61	1	*	*			
Lid—float chamber.....	AUC 4261	62	1				Not available; use AUD 2284 together with 1 of lever AUD 2285	
Lid—float chamber.....	AUD 2284	62	1					
Washer—lid	AUC 1147	63	1	*	*			
Needle and seat	AUC 8170	64	1				Not available; use AUD 9096	
Needle and seat	AUD 9096	65	1	*	*			
Lever—hinged	AUC 1980	66	1					
Lever—hinged	AUD 2285	67	1				For use with AUD 2284	
Pin—hinge	AUC 1152	68	1					
Cap—cover.....	AUC 1245	69	1					
Nut—cap	AUC 1163	70	1					
Bolt—banjo	AUC 2698	71	1					
Washer (fibre)	AUC 2141	72	2	*	*			
Union—banjo	AUC 8397	73	1					
Filter	AUC 2139	74	1					
Kit—washer—No. 6	AUE 6	75	1	*	*		Part No. change; was AUC 6906	
Washer (fibre)	AUC 5027	58	2					
Washer (brass).....	AUC 5026	59	1					



B6611

TYPE H4

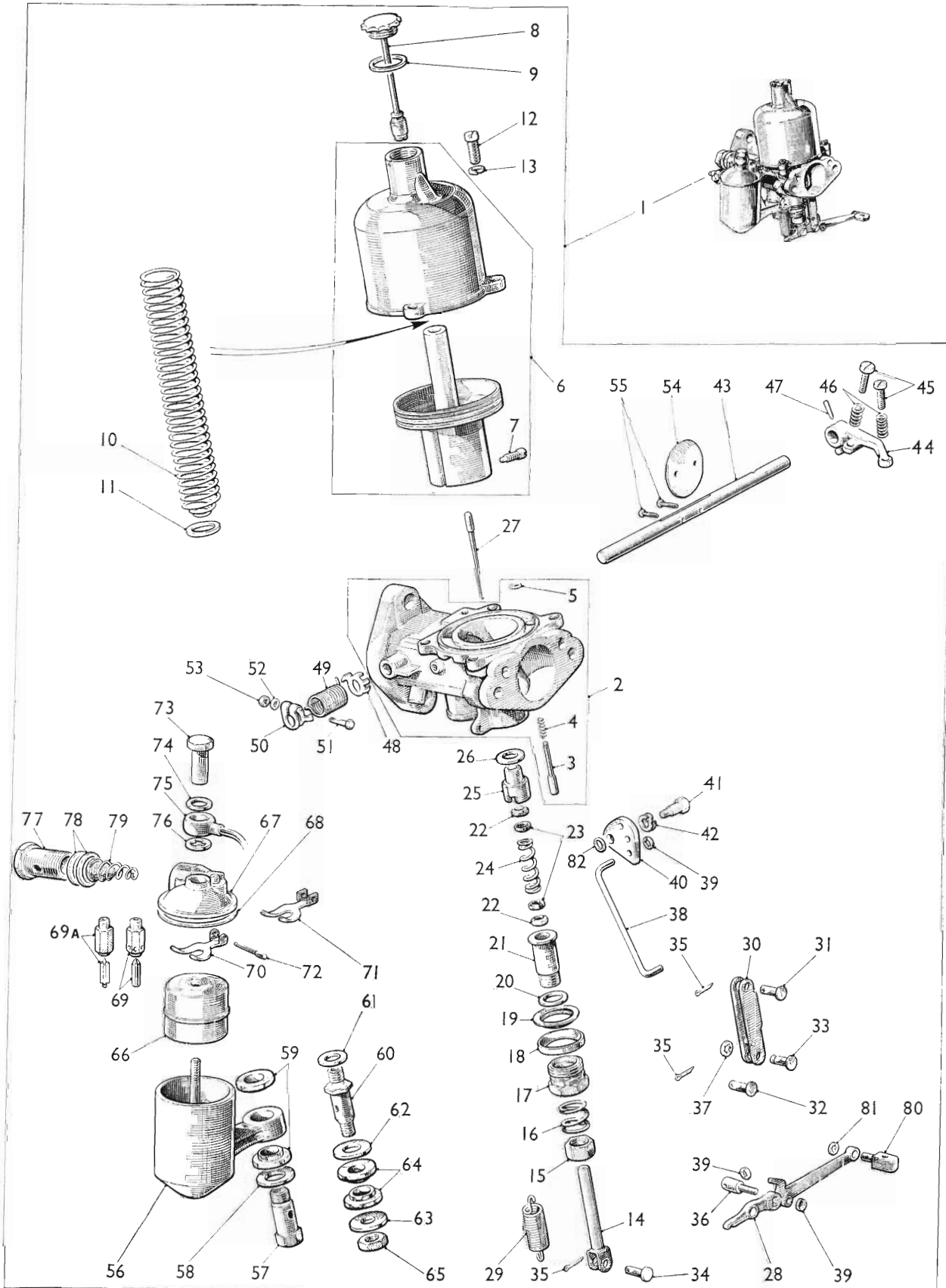
CARBURETTER SERVICE PARTS LIST

AKD 5036

DESCRIPTION	Part No.	Illus. No.	Quantity	Stock recommds.			Change Point	REMARKS
				DIST.		D		
				Exp.	UK			

Type H4—continued
Twin Installation—continued

Carburetter installation	AUC 943	1	1 pr.	★	★		
Rod link	AUC 4915	2	1				
Washer—spring—rod	AUC 1863	3	2				
Nut—rod	AJD 8012 Z	4	2				Part No. change; was AUC 2156
Washer (brass).....	AUC 1006	5	1				
Pin—split—rod	CPS 0204	6	1				Part No. change; was AUC 2109
Rod—throttle connecting	AUC 2402	7	1				
Coupling—rod	AUC 4384	8	2				
Bolt—coupling	AUC 2669	9	4				
Washer—plain	AUC 4612	10	4				
Nut—bolt	AJD 8014 Z	11	4				Part No. change; was AUC 2673



B 6609

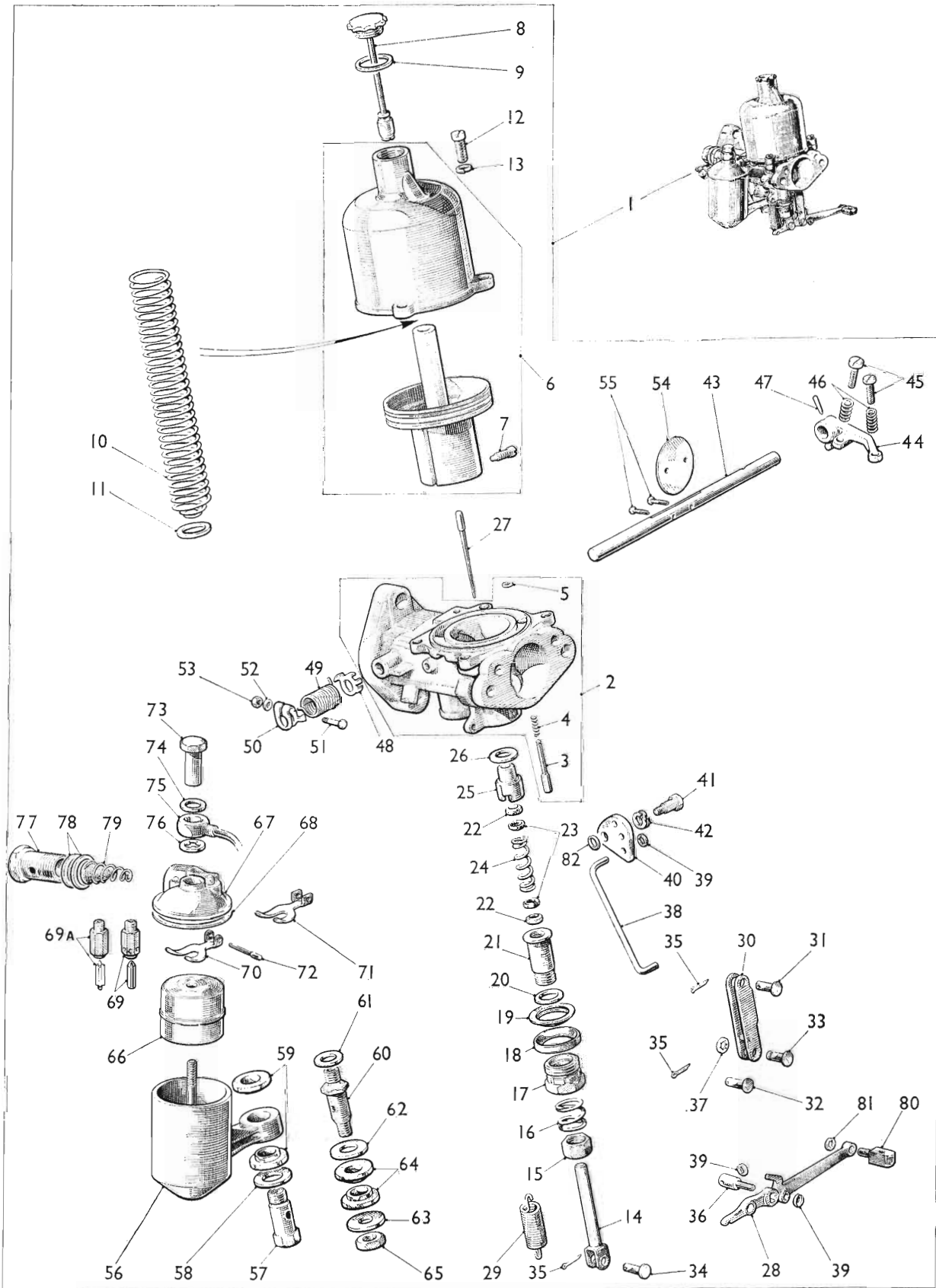
TYPE H4

CARBURETTER SERVICE PARTS LIST

AKD 5036

DESCRIPTION	Part No.	Illus. No.	Quantity	Stock recomms.			Change Point	REMARKS
				DIST.		D		
				Exp.	UK			
Type H4—continued								
Twin Installation—continued								
Carburetter assembly—front	AUC 9066	1	1					
Body	AUC 6031	2	1					Not available; use AUD 9045
Body assembly	AUD 9045	2	1					
Pin—piston lifting	AUC 1249	3	1	*	*			
Spring—pin	AUC 1151	4	1	*	*			
Circlip—pin	AUC 1250	5	1					
Chamber and piston assembly	AUC 8052	6	1					
Screw—needle locking	AUC 2057	7	1					
Cap and damper	AUC 8114	8	1	*	*			
Washer (fibre)	AUC 4900	9	1	*	*			
Spring—piston—Red	AUC 4387	10	1	*	*			
Washer—thrust—spring	AUC 3071	11	1					
Screw—chamber to body	AUC 2175	12	3					
Washer—spring—screw	LWZ 303	13	3					Part No. change; was AUC 2246
Jet	AUC 8182	14	1	*	*			
Nut—adjusting	AUC 2121	15	1					
Spring—adjusting nut	AUC 2114	16	1					
Nut—gland sealing	AUC 3232	17	1					
Ring—sealing (aluminium)	AUC 2117	18	1					
Ring—sealing (cork)	AUC 2118	19	1	*	*			
Washer—bottom bearing (copper)	AUC 3233	20	1					
Bearing—bottom	AUC 3231	21	1					
Washer—gland (cork)	AUC 2120	22	2	*	*			
Washer—gland (brass)	AUC 2119	23	2					
Spring—gland	AUC 1158	24	1					
Bearing—top	AUC 3230	25	1					
Washer—top bearing (copper)	AUC 2122	26	1					
Needle—jet								
Rich (RO)	AUD 1295	27	1	*	*			
Standard (No. 6)	AUD 1005	27	1	*	*			
Weak (AO)	AUD 1045	27	1	*	*			
Lever—jet	AUC 5091	28	1					
Trunnion—lever	AUC 4916	80	1					
Washer—Starlock	AUC 5004	81	1					
Spring—jet lever return	AUC 4667	29	1	*	*			
Link—jet lever	AUC 373	30	1					Part No. change; was AUC 4819
Pin								
Link to body	AUC 2381	31	1					
Link to lever	AUC 2381	32	1					(E) 16GA/H101 to ▼
Link to lever	AUC 5009	33	1					(E) 16GA/H ▼ to 31660 (E) 16GC/H101 on
Lever to jet	AUC 2381	34	1					
Split	CPS 0204	35	3/2					Part No. change; was AUC 2109 quantity reduced at (E) 16GA/H ▼
Swivel	AUC 5011	36	1					
Washer—Starlock	AUC 5004	37	2					(E) 16GA/H ▼ to 31660 (E) 16GC—H101 on

▼ Change point not available



B 6609

TYPE H4

CARBURETTER SERVICE PARTS LIST

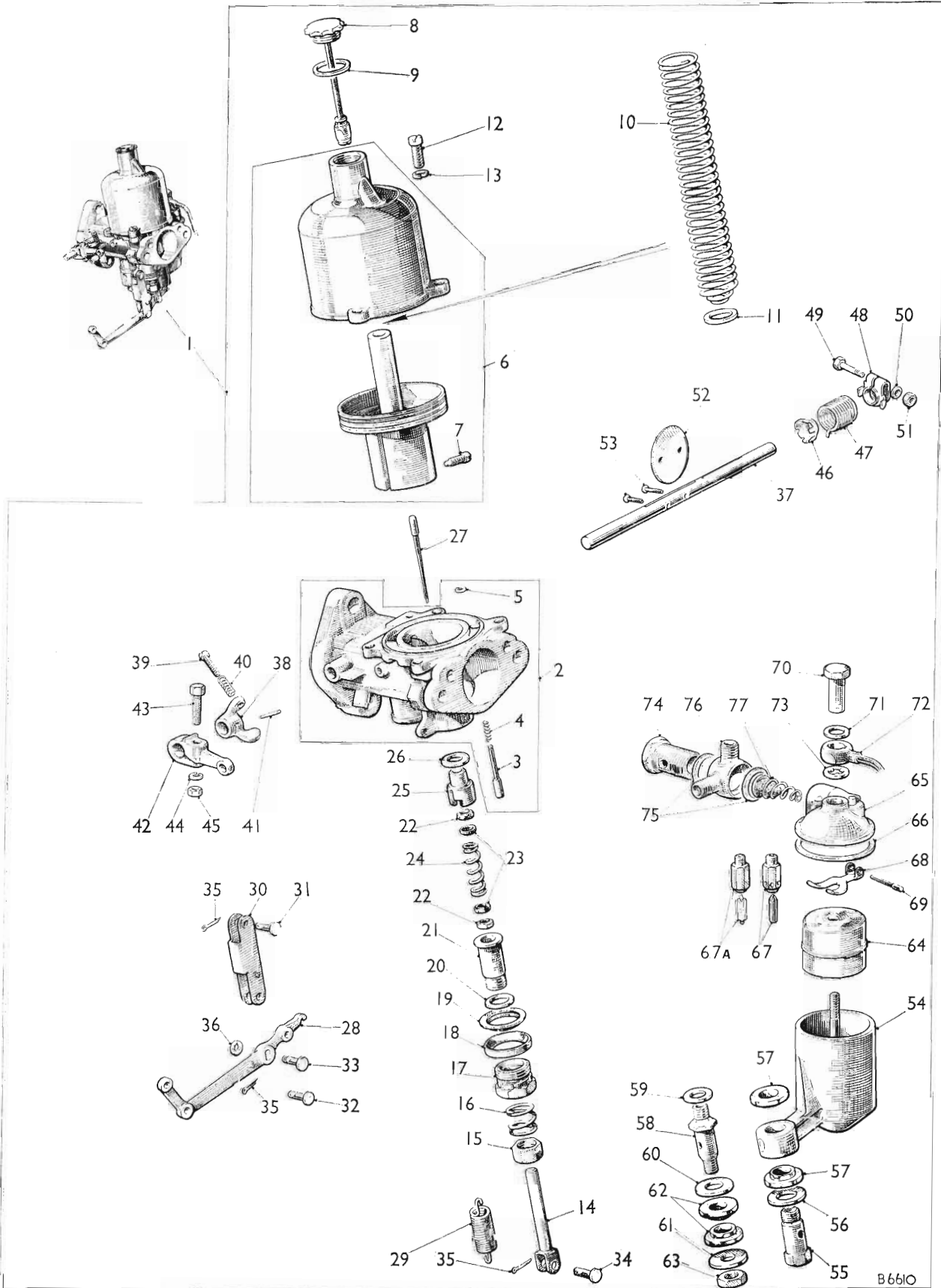
AKD 5036

DESCRIPTION	Part No.	Illus. No.	Quantity	Stock recommds.			Change Point	REMARKS
				DIST.		D		
				Exp.	UK			

Type H4—continued
Twin Installation—continued

Link—tension	AUC 4732	38	1					
Washer—Starlock	AUC 5002	39	3					
Cam—slow running	AUC 4730	40	1					
Bolt—pivot	AUC 3471	41	1					
Washer—spring	AUC 3472	42	1					
Washer (aluminium)	AUC 4848	82	1					
Spindle—throttle	AUC 3242	43	1					
Lever—throttle stop	AUC 4713	44	1					
Screw—lever	AUC 2521	45	2					
Spring—screw	AUC 2451	46	2					
Pin—taper—lever	AUC 2106	47	1					
Plate—return spring anchor	AUC 4770	48	1					
Spring—spindle return	AUC 4781	49	1					
Clip—end	AUC 4771	50	1					
Bolt—clip	AUC 2669	51	1					
Washer—plain	AUC 4612	52	1					
Nut—bolt	AJD 8014Z	53	1					Part No. change; was AUC 2673
Disc—throttle	AUC 3116	54	1					
Screw—disc	AUC 1358	55	2					
Chamber—float	AUC 3496	56	1					
Bolt—chamber to body	AUC 1335	57	1					
Washer—dished—bolt	AUC 1137	58	1					Not available; use AUC 1337
Washer—dished—bolt	AUC 1337	58	1				(E) 16GA/H101 to ▼	
Grommet (rubber)	AUC 1334	59	2					Not available; use AUC 1534
Grommet (rubber)	AUC 1534	59	1	*	*			
Pillar—banjo	AUC 1358	60	1					
Washer								
Plain—pillar	AUC 1384	61	1					(E) 16GA/H ▼ to 31660
Inner (steel)	AUC 1389	62	1					(E) 16GC/H101 on
Outer (steel)	AUC 1388	63	1					
Grommet (rubber)	AUC 1534	64	2	*	*			
Locknut—pillar	AJD 8206Z	65	1					
Float	AUC 1223	66	1	*	*			
Lid—float chamber	AUC 4261	67	1					Not available; use AUD 2284 together with 1 off lever AUD 2285
Lid—float chamber	AUD 2284	67	1					
Washer—lid	AUC 1147	68	1	*	*			
Needle and seat	AUC 8170	69	1					Not available; use AUD 9096
Needle and seat	AUD 9096	69A	1	*	*			
Lever—hinged	AUC 1980	70	1					
Lever—hinged	AUD 2285	71	1					For use with AUD 2284
Pin—hinge—lever	AUC 1152	72	1					
Nut—cap—lid	AUC 1867	73	1					
Washer (aluminium)	AUC 1557	74	1					
Pipe—air vent and overflow	AUC 3202	75	1					
Washer (fibre)	AUC 1928	76	1	*	*			
Bolt—banjo	AUC 2698	77	1					
Washer (fibre)	AUC 2141	78	2	*	*			
Filter	AUC 2139	79	1					

▼ Change point not available



TYPE H4

CARBURETTER SERVICE PARTS LIST

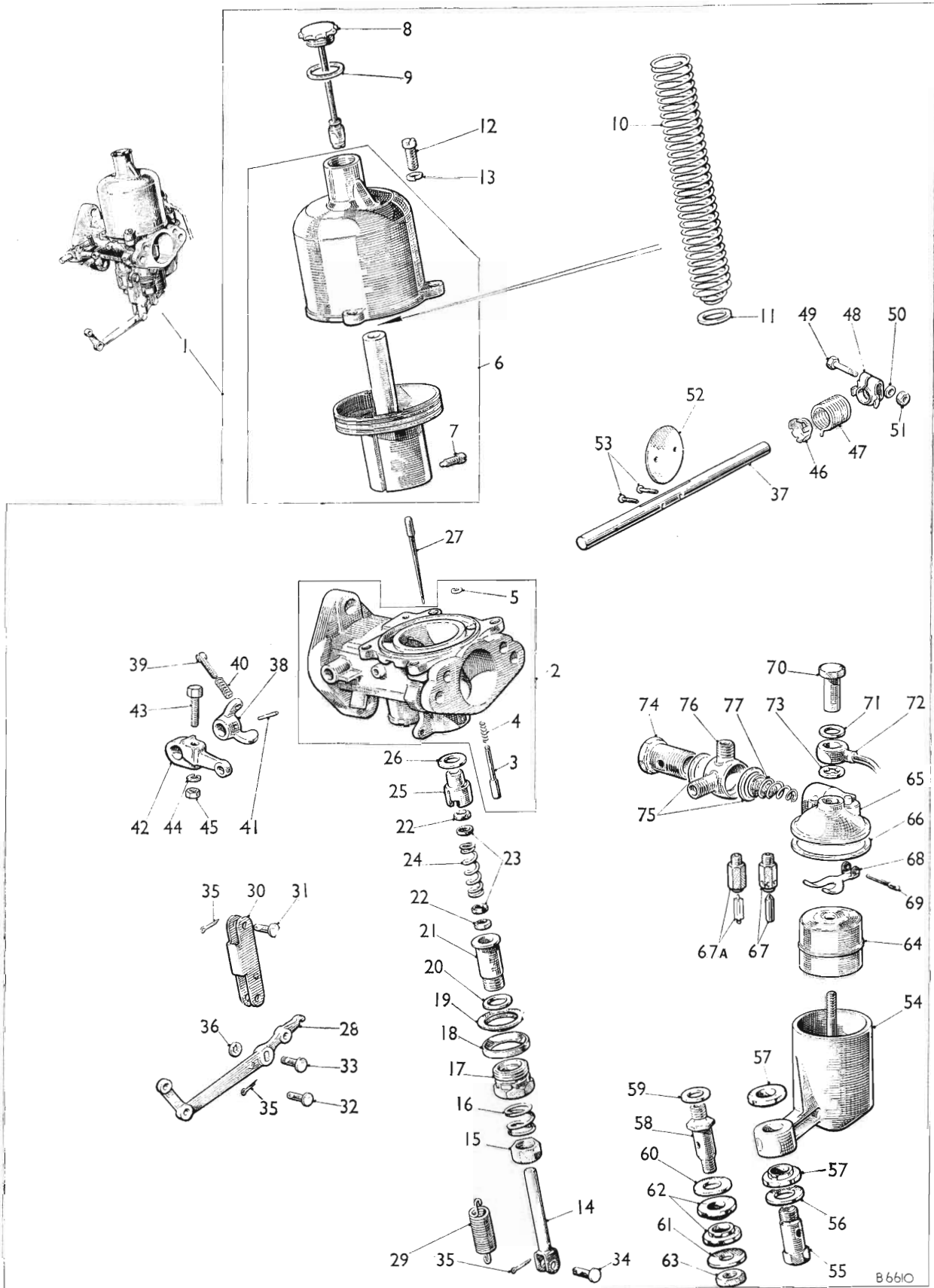
AKD 5036

DESCRIPTION	Part No.	Illus. No.	Quantity	Stock recommds.			Change Point	REMARKS
				DIST.		D		
				Exp	UK			

Type H4—continued
Twin Installation—continued

Carburettor assembly—rear	AUC 9067	1	1					
Body	AUC 6083	2	1					Not available; use AUD 9047
Body assembly	AUD 9047	2	1					
Pin—piston lifting	AUC 1249	3	1	*	*			
Spring—pin	AUC 1151	4	1	*	*			
Circlip—pin	AUC 1250	5	1					
Chamber and piston assembly	AUC 8052	6	1					
Screw—needle locking	AUC 2057	7	1					
Cap and damper	AUC 8114	8	1	*	*			
Washer (fibre)	AUC 4900	9	1	*	*			
Spring—piston—Red	AUC 4387	10	1	*	*			
Washer—thrust—spring	AUC 3071	11	1					
Screw—chamber to body	AUC 2175	12	3					
Washer—spring—screw	LWZ 303	13	3					Part No. change; was AUC 2246
Jet	AUC 8182	14	1	*	*			
Nut—adjusting	AUC 2121	15	1					
Spring—adjusting nut	AUC 2114	16	1					
Nut—gland sealing	AUC 3232	17	1					
Ring—sealing (aluminium)	AUC 2117	18	1					
Ring—sealing (cork)	AUC 2118	18	1	*	*			
Washer—bottom bearing (copper)	AUC 3233	20	1					
Bearing—bottom	AUC 3231	21	1					
Washer—gland (cork)	AUC 2120	22	2	*	*			
Washer—gland (brass)	AUC 2119	23	2					
Spring—gland	AUC 1158	24	1					
Bearing—top	AUC 3230	25	1					
Washer—top bearing (copper)	AUC 2122	26	1					
Needle—jet								
Rich (RO)	AUD 1295	27	1	*	*			
Standard (No. 6)	AUD 1005	27	1	*	*			
Weak (AO)	AUD 1045	27	1	*	*			
Lever—jet	AUC 5092	28	1					
Spring—jet lever return	AUC 4667	29	1	*	*			
Link—jet lever	AUC 373	30	1					Part No. change; was AUC 4819
Pin								
Link to body	AUC 2381	31	1					
Link to lever	AUC 2381	32	1			(E) 16GA/H101 to ▼		
Link to lever	AUC 5009	33	1			(E) 16GA/H ▼ to 31660 (E) 16GC/H101 on		
Lever to jet	AUC 2381	34	1					
Split	CPS 0204	35	3/2					Part No. change; was AUC 2109 quantity reduced at (E) 16GA/H ▼

▼ Change point not available



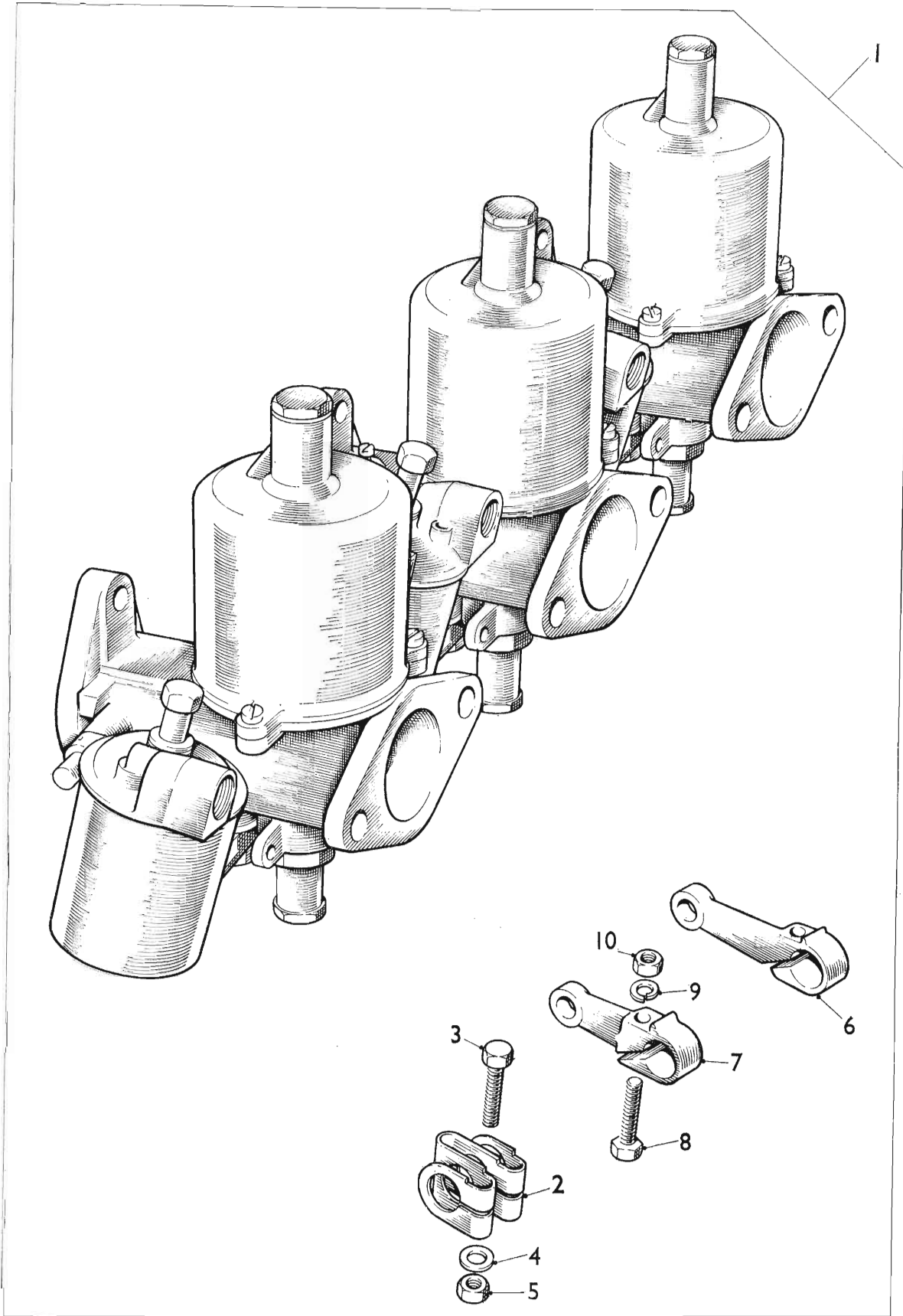
TYPE H4

CARBURETTER SERVICE PARTS LIST

AKD 5036

DESCRIPTION	Part No.	Illus. No.	Quantity	Stock recommds.			Change Point	REMARKS
				DIST.		D		
				Exp.	UK			
Washer—Starlock	AUC 5004	36	2				(E) 16GA/H ▼ to 31660 (E) 16GC/H101	
Spindle—throttle	AUC 3242	37	1					
Lever—throttle stop	AUC 2198	38	1					
Screw—adjusting lever	AUC 2521	39	1					
Spring—screw	AUC 2451	40	1					
Pin—taper—lever	AUC 2106	41	1					
Lever—throttle	AUC 1501	42	1					
Bolt—lever	AJD 1042	43	1				Part No. change; was AUC 2694	
Washer—spring	LWZ 303	44	1				Part No. change; was AUC 2246	
Nut—bolt	AJD 8012 Z	45	1				Part No. change; was AUC 2156	
Plate—return spring anchor	AUC 4770	46	1					
Spring—spindle return	AUC 4782	47	1					
Clip—end	AUC 4771	48	1					
Bolt—clip	AUC 2669	49	1					
Washer—plain	AUC 4612	50	1					
Nut—bolt	AJD 8014 Z	51	1				Part No. change; was AUC 2673	
Disc—throttle	AUC 3116	52	1					
Screw—disc	AUC 1358	53	2					
Chamber—float	AUC 3495	54	1					
Bolt—chamber to body	AUC 1335	55	1					
Washer—dished—bolt	AUC 1137	56	1				Not available; use AUC 1337	
Washer—dished—bolt	AUC 1337	56	1				(E) 16GA/H101 to ▼	
Grommet (rubber)	AUC 1334	57	2				Not available; use AUC 1534	
Grommet (rubber)	AUC 1534	57	2	*	*			
Pillar—banjo	AUC 1387	58	1					
Washer								
Plain—pillar	AUC 1384	59	1				(E) 16GA/H ▼ to 31660	
Inner (steel)	AUC 1389	60	1				(E) 16GC/H101 on	
Outer (steel)	AUC 1388	61	1					
Grommet (rubber)	AUC 1534	62	2	*	*			
Locknut—pillar	AJD 8206 Z	63	1					
Float	AUC 1223	64	1	*	*			
Lid—float chamber	AUC 4260	65	1					
Washer—lid	AUC 1147	66	1	*	*			
Needle and seat	AUC 8170	67	1				Not available; use AUD 9096	
Needle and seat	AUD 9096	67A	1	*	*			
Lever—hinged	AUC 1980	68	1					
Pin—hinged lever	AUC 1152	69	1					
Nut—cap—lid	AUC 1867	70	1					
Washer (aluminium)	AUC 1557	71	1					
Pipe—air vent and overflow	AUC 3202	72	1					
Washer (fibre)	AUC 1928	73	1	*	*			
Bolt—banjo	AUC 2698	74	1					
Washer (fibre)	AUC 2141	75	1	*	*			
Union—banjo—double	AUC 1832	76	1					
Filter	AUC 2139	77	1					

▼ Change point not available



TYPE H4

CARBURETTER SERVICE PARTS LIST

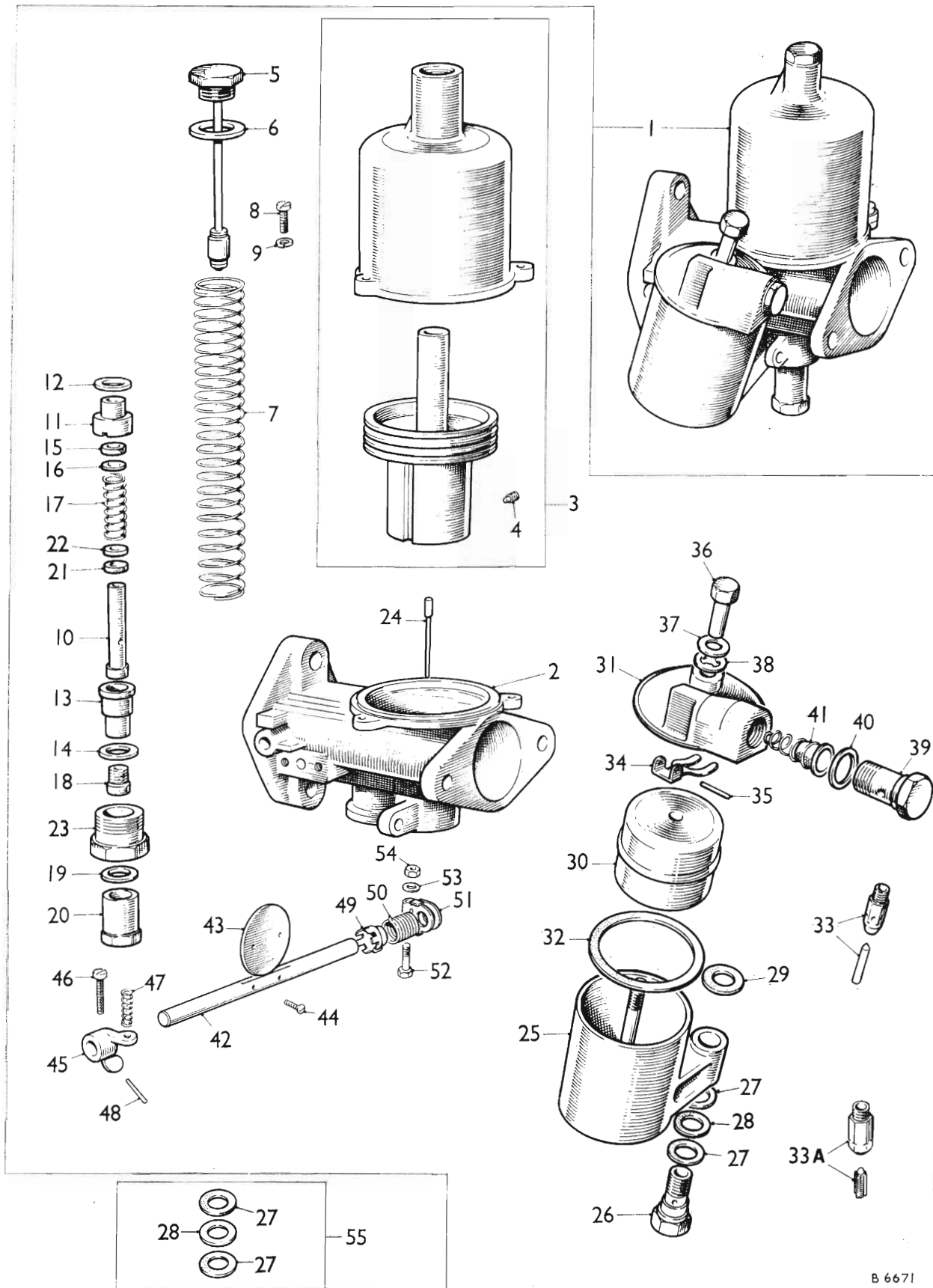
AKD 5036

	DESCRIPTION	Part No.	Illus. No.	Quantity	Stock recommds.			Change Point	REMARKS
					DIST.		D		
					Exp.	UK			

Type H4—continued

TRIPLE INSTALLATION

Carburetter installation	AUC 510	1	1 set	★	★			
Coupling—throttle spindle	AUC 4334	2	2					
Bolt—coupling	AUC 2669	3	4					
Washer—plain	AUC 4612	4	4					
Nut—bolt	AJD 8014 Z	5	4					
Lever—throttle	AUC 2499	6	1					
Lever—throttle	AUC 1196	7	1					
Bolt—lever	AJD 1042	8	2					Part No. change; was AUC 2694
Washer—spring	LWZ 303	9	2					Part No. change; was AUC 2246
Nut—bolt	AJD 8012 Z	10	2					Part No. change; was AUC 2156



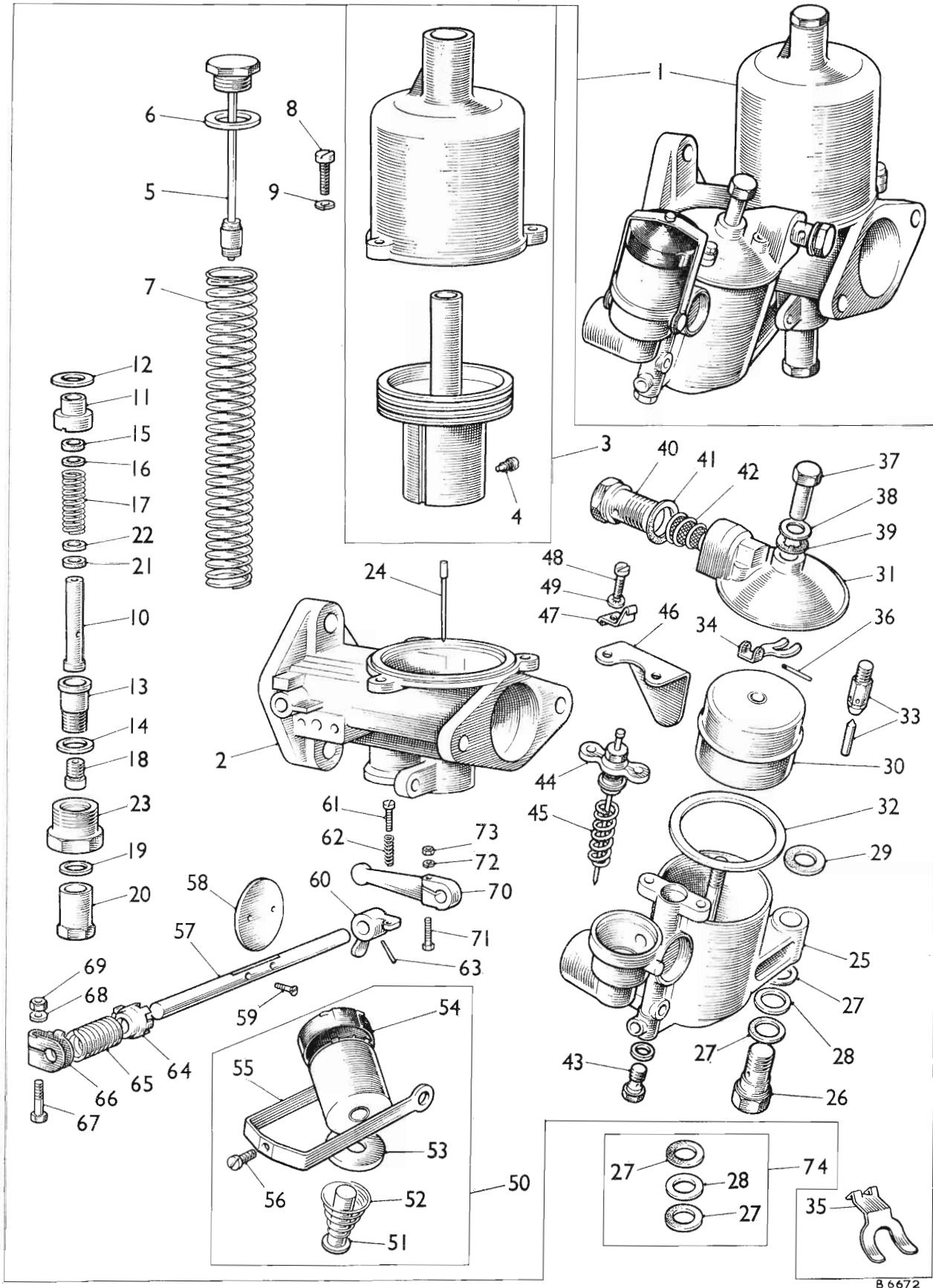
B 6671

TYPE H4

CARBURETTER SERVICE PARTS LIST

AKD 5036

DESCRIPTION	Part No.	Illus. No.	Quantity	Stock recommds.			Change Point	REMARKS
				DIST.		D		
				Exp.	UK			
Carburetter assembly—front	AUC 9166	1	1				Single exhaust system	
Carburetter assembly—front	AUC 9169	1	1				Twin exhaust system	
Body	AUC 8760	2	1					
Chamber and piston assembly	AUC 8074	3	1					
Screw—needle locking	AUC 2057	4	1					
Cap and damper	AUC 8102	5	1	*	*			
Washer (fibre)	AUC 4900	6	1	*	*			
Spring—piston—Green	AUC 1170	7	1	*	*		Single exhaust system	
Spring—piston—Yellow	AUC 1167	7	1	*	*		Twin exhaust system	
Screw—chamber to body	AUC 2175	8	3					
Washer—spring	AUA 1863	9	3					
Jet—thermo	AUC 8188	10	1	*	*			
Bearing—jet—top	AUC 3230	11	1					
Washer—bearing (copper)	AUC 2122	12	1					
Bearing—jet—bottom	AUC 4656	13	1					
Washer—bearing (copper)	AUC 3233	14	1					
Gland (cork)	AUC 2120	15	1	*	*			
Washer—gland	AUC 3307	16	1					
Spring—gland	AUC 3248	17	1					
Screw—adjusting	AUC 3158	18	1					
Washer—sealing	AUC 3159	19	1					
Nut—cap	AUC 3160	20	1					
Gland (cork)	AUC 2118	21	1	*	*			
Washer—gland	AUC 2117	22	1					
Screw—lock	AUC 3232	23	1					
Needle—jet								
Rich (DP)	AUD 1131	24	1	*	*		Single exhaust System	
Standard (FO)	AUD 1194	24	1	*	*			
Weak (FZ)	AUD 1204	24	1	*	*			
Rich		24	1				Twin exhaust system	
Standard (FZ)	AUD 1204	24	1	*	*			
Weak		24	1					
Chamber—float	AUC 3393	25	1					
Bolt—float chamber fixing	AUC 1541	26	1					
Washer								
(Fibre)	AUC 5027	27	2				Not available; use washer kit No. 6, AUE 6	
(Brass)	AUC 5026	28	1					
(Fibre)	AUC 2130	29	1					
Float	AUC 1223	30	1	*	*			
Lid—float chamber	AUC 4268	31	1					
Washer—lid	AUC 1412	32	1	*	*			
Needle and seat	AUC 8170	33	1				Not available; use AUD 9096	
Needle and seat	AUD 9096	33A	1	*	*			
Lever—hinged	AUC 1981	34	1					
Pin—hinged—lever	AUC 1152	35	1					
Nut—cap—lid	AUC 1867	36	1					
Washer (aluminium)	AUC 1557	37	1					
Washer (fibre)	AUC 1928	38	1	*	*			
Bolt—banjo	AUC 2698	39	1					
Washer (fibre)	AUC 2141	40	2	*	*			
Filter	AUC 2139	41	1					
Spindle—throttle	AUC 3436	42	1					
Disc—throttle	AUC 3116	43	1					
Screw—disc	AUC 1358	44	2					
Lever—throttle stop	AUC 2198	45	1					
Screw—adjusting—lever	AUC 2521	46	1					
Spring—screw	AUC 2451	47	1					
Pin—taper—lever	AUC 2106	48	1					
Plate—return spring anchor	AUC 4770	49	1					
Spring—spindle return	AUC 4782	50	1					
Clip—end	AUC 4771	51	1					
Bolt—clip	AUC 2669	52	1					
Washer—plain	AUC 4612	53	1					
Nut—bolt	AJD 8014 Z	54	1				Part No. change; was AUC 2673	
Kit—washer—No. 6	AUE 6	55	1	*	*		Part No. change; was AUC 6906	
Washer (fibre)	AUC 5027	27	2					
Washer (brass)	AUC 5026	28	1					



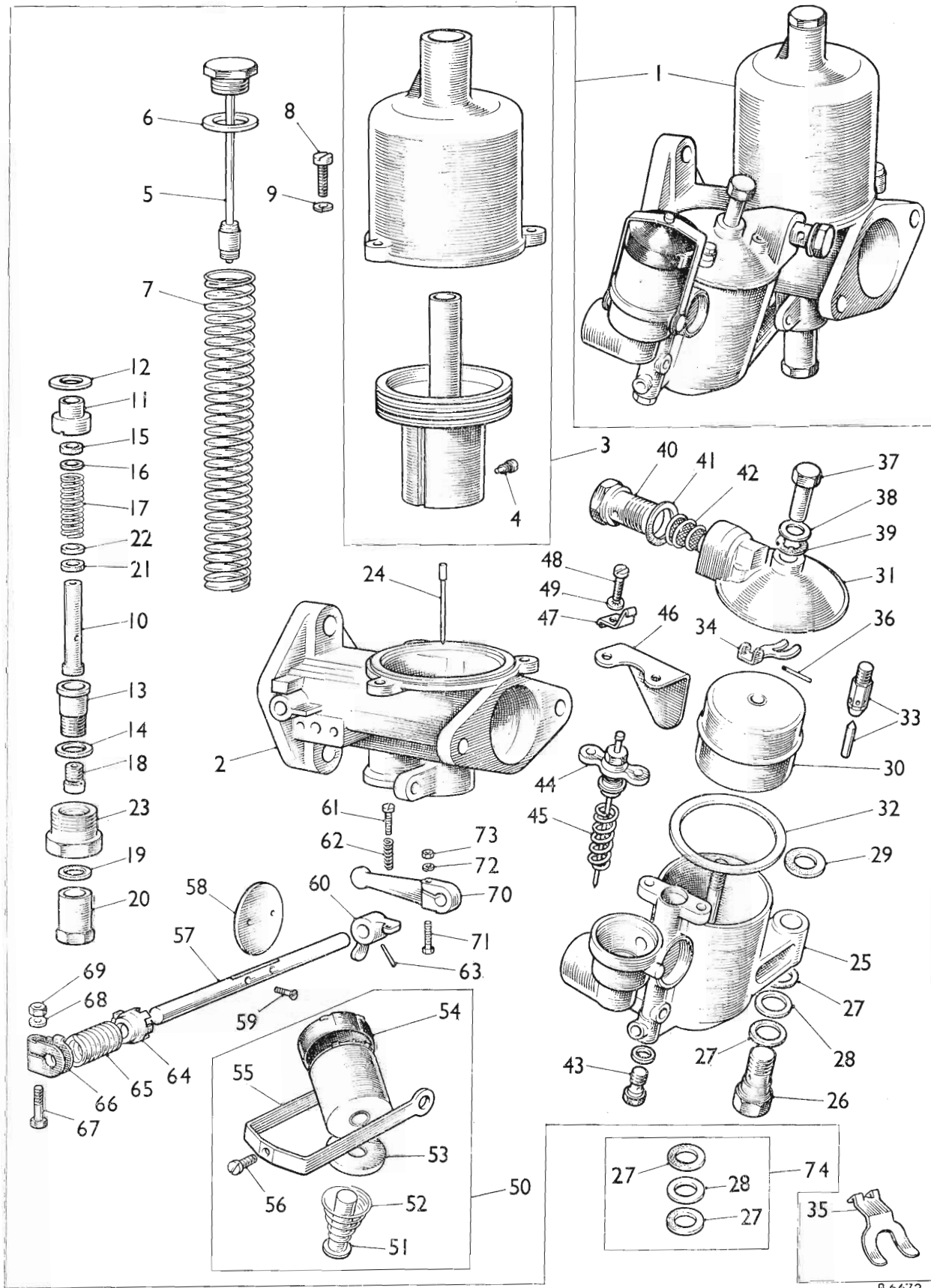
8 6672

TYPE H4

CARBURETTER SERVICE PARTS LIST

AKD 5036

DESCRIPTION	Part No.	Illus. No.	Quantity	Stock recommds.			Change Point	REMARKS
				DIST.		D		
				Exp.	UK			
Carburettor assembly—centre	AUC 9167	1	1				Single exhaust system	
Carburettor assembly—centre	AUC 9170	1	1				Twin exhaust system	
Body	AUC 8760	2	1					
Chamber and piston assembly	AUC 8074	3	1					
Screw—needle locking	AUC 2057	4	1					
Cap and damper	AUC 8102	5	1	*	*			
Washer (fibre)	AUC 4900	6	1	*	*			
Spring—piston—Green	AUC 1170	7	1	*	*		Single exhaust system	
Spring—piston—Yellow	AUC 1167	7	1	*	*		Twin exhaust system	
Screw—chamber to body	AUC 2175	8	3					
Washer—spring	AUA 1863	9	3					
Jet—thermo	AUC 8188	10	1	*	*			
Bearing—jet—top	AUC 3230	11	1					
Washer—bearing (copper)	AUC 2122	12	1					
Bearing—jet—bottom	AUC 4656	13	1					
Washer—bearing (copper)	AUC 3233	14	1					
Gland (cork)	AUC 2120	15	1	*	*			
Washer—gland	AUC 3307	16	1					
Spring—gland	AUC 3248	17	1					
Screw—adjusting	AUC 3158	18	1					
Washer—sealing	AUC 3159	19	1					
Nut—cap	AUC 3160	20	1					
Gland (cork)	AUC 2118	21	1	*	*			
Washer—gland	AUC 2117	22	1					
Screw—lock	AUC 3232	23	1					
Needle—jet								
Rich (DP)	AUD 1131	24	1	*	*		Single exhaust system	
Standard (FO)	AUD 1194	24	1	*	*			
Weak (FZ)	AUD 1204	24	1	*	*			
Rich		24	1				Twin exhaust system	
Standard (FZ)	AUD 1204	24	1	*	*			
Weak		24	1					
Chamber—float	AUC 3258	25	1					
Bolt—float chamber fixing	AUC 3209	26	1					
Washer								
(Fibre)	AUC 5027	27	2				Not available; use washer kit No. 6, AUE 6	
(Brass)	AUC 5026	28	1					
(Fibre)	AUC 2130	29	1					
Float	AUC 1123	30	1	*	*			
Lid—float chamber	AUC 4261	31	1				Not available; use AUD 2284 together with 1 off lever AUD 2285	
Lid—float chamber	AUD 2284	31	1					
Washer—lid	AUC 1147	32	1	*	*			
Needle and seat	AUC 8086	33	1	*	*			
Lever—hinged	AUC 1980	34	1					
Lever—hinged	AUD 2285	35	1				For use with AUD 2284	
Pin—hinged—lever	AUC 1152	36	1					
Nut—cap—lid	AUC 1867	37	1					
Washer (aluminium)	AUC 1557	38	1					
Washer (fibre)	AUC 1928	39	1	*	*			
Bolt—banjo	AUC 2698	40	1					
Washer (fibre)	AUC 2141	41	2	*	*			
Filter	AUC 2139	42	1					



B 6672

TYPE H4

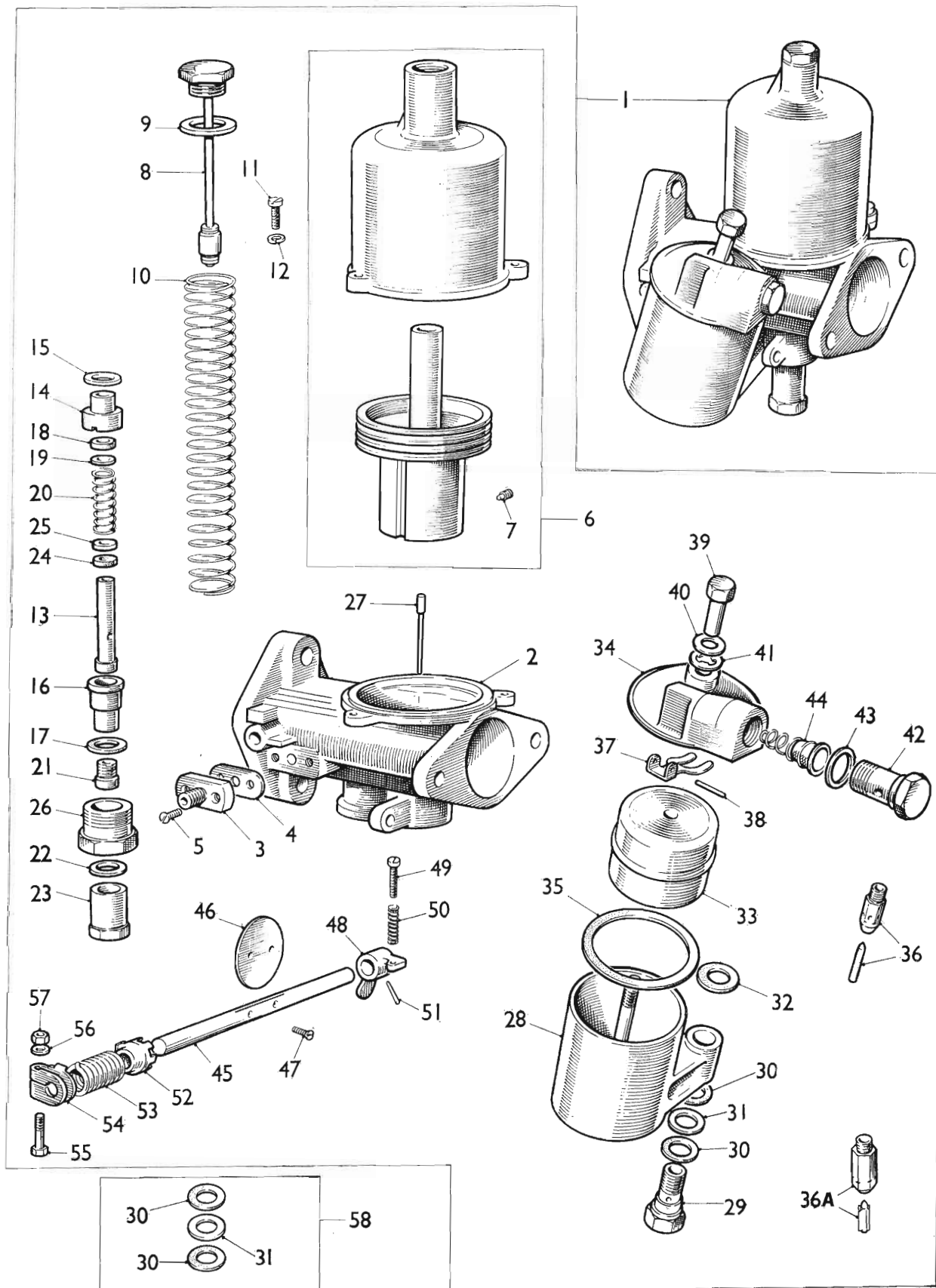
CARBURETTER SERVICE PARTS LIST

AKD 5036

DESCRIPTION	Part No.	Illus. No.	Quantity	Stock recommds.			Change Point	REMARKS
				DIST.		D		
				Exp.	UK			

Type H4—continued
Triple Installation—continued

Jet—accelerator	AUC 3128	43	1					
Needle—accelerator	AUC 8122	44	1					
Spring—needle—Green	AUC 3127	45	1	★	★			
Shield—dust	AUC 1054	46	1					
Spring—finger	AUC 3139	47	1					
Screw—bridge	AUA 1453	48	2					
Washer—shakeproof	LWN 403	49	2					Part No. change; was AUA 4648
Solenoid assembly	AUC 8177	50	1					
Plunger and valve	AUC 8179	51	1					
Spring—conical—valve	AUC 3146	52	1					
Plate—spring locating	AUC 1024	53	1					
Cap—end—moulded	AUC 4795	54	1					
Strap—securing	AUC 4797	55	1					
Screw—clamping	AUC 4790	56	1					
Spindle—throttle	AUC 3514	57	1					
Disc—throttle	AUC 3116	58	1					
Screw—disc	AUC 1358	59	2					
Lever—throttle stop	AUC 2199	60	1					
Screw—adjusting—lever	AUC 2521	61	1					
Spring—screw	AUC 2451	62	1					
Pin—taper—lever	AUC 2106	63	1					
Plate—return spring anchor	AUC 4770	64	1					
Spring—spindle return	AUC 4781	65	1					
Clip—end	AUC 4771	66	1					
Bolt—clip	AUC 2669	67	1					
Washer—plain	AUC 4612	68	1					
Nut—bolt	AJD 8014 Z	69	1					Part No. change; was AUC 2673
Lever—throttle	AUC 1196	70	1					
Bolt—lever	AJD 1042	71	1					Part No. change; was AUC 2694
Washer—spring	LWZ 303	72	1					Part No. change; was AUC 2246
Nut—bolt	AJD 8012 Z	73	1					Part No. change; was AUC 2156
Kit—washer—No. 6	AUE 6	74	1	★	★			Part No. change; was AUC 6906
Washer (fibre)	AUC 5027	27	2					
Washer (brass)	AUC 5026	28	1					



B6665

TYPE H4

CARBURETTER SERVICE PARTS LIST

AKD 5036

DESCRIPTION	Part No.	Illus. No.	Quantity	Stock recomds.			Change Point	REMARKS
				DIST.				
				Exp.	UK	D		
Carburettor assembly—rear	AUC 9168	1	1				Single exhaust system	
Carburettor assembly—rear	AUC 9171	1	1				Twin exhaust system	
Body	AUC 8765	2	1					
Adaptor—auto ignition	AUC 4097	3	1					
Gasket—adaptor	AUC 4196	4	1	*	*			
Screw—adaptor	AUC 2542	5	1					
Chamber and piston assembly	AUC 8074	6	1					
Screw—needle locking	AUC 2057	7	1					
Cap and damper	AUC 8102	8	1	*	*			
Washer (fibre)	AUC 4900	9	1	*	*			
Spring—piston—Green	AUC 1170	10	1	*	*		Single exhaust system	
Spring—piston—Yellow	AUC 1167	10	1	*	*		Twin exhaust system	
Screw—chamber to body	AUC 2175	11	3					
Washer—spring	AUA 1863	12	3					
Jet—thermo	AUC 8188	13	1	*	*			
Bearing—jet—top	AUC 3230	14	1					
Washer—bearing (copper)	AUC 2122	15	1					
Bearing—jet—bottom	AUC 4656	16	1					
Washer—bearing (copper)	AUC 3233	17	1					
Gland (cork)	AUC 2120	18	1	*	*			
Washer—gland	AUC 3307	19	1					
Spring—gland	AUC 3248	20	1					
Screw—adjusting	AUC 3158	21	1					
Washer—sealing	AUC 3159	22	1					
Nut—cap	AUC 3160	23	1					
Gland (cork)	AUC 2118	24	1	*	*			
Washer—gland	AUC 2117	25	1					
Screw—lock	AUC 3232	26	1					
Needle—jet								
Rich (DP)	AUD 1131	27	1	*	*		Single exhaust system	
Standard (FO)	AUD 1194	27	1	*	*			
Weak (FZ)	AUD 1204	27	1	*	*			
Rich							Twin exhaust system	
Standard (FZ)	AUD 1204	27	1	*	*			
Weak								
Chamber—float	AUC 3393	28	1					
Bolt—float chamber fixing	AUC 1541	29	1					
Washer								
(Fibre)	AUC 5027	30	2				Not available; use washer kit No. 6, AUE 6	
(Brass)	AUC 5026	31	1					
(Fibre)	AUC 2130	32	1					
Float	AUC 1223	33	1	*	*			
Lid—float chamber	AUC 4268	34	1					
Washer—lid	AUC 1412	35	1	*	*			
Needle and seat	AUC 8170	36	1				Not available; use AUD 9096	
Needle and seat	AUD 9096	36A	1	*	*			
Lever—hinged	AUC 1981	37	1					
Pin—hinged—lever	AUC 1152	38	1					
Nut—cap—lid	AUC 1867	39	1					
Washer (aluminium)	AUC 1557	40	1					
Washer (fibre)	AUC 1928	41	1	*	*			
Bolt—banjo	AUC 2698	42	1					
Washer (fibre)	AUC 2141	43	2	*	*			
Filter	AUC 2139	44	1					
Spindle—throttle	AUC 3436	45	1					
Disc—throttle	AUC 3116	46	1					
Screw—disc	AUC 1358	47	2					
Lever—throttle stop	AUC 2199	48	1					
Screw—adjusting lever	AUC 2521	49	1					
Spring—screw	AUC 2451	50	1					
Pin—taper—lever	AUC 2106	51	1					
Plate—return spring anchor	AUC 4770	52	1					
Spring—spindle return	AUC 4781	53	1					
Clip—end	AUC 4771	54	1					
Bolt—clip	AUC 2669	55	1					
Washer—plain	AUC 4612	56	1					
Nut—bolt	AJD 8014 Z	57	1				Part No. change; was AUC 2673	
Kit—washer—No. 6	AUE 6	58	1	*	*		Part No. change; was AUC 6906	
Washer (fibre)	AUC 5027	30	2					
Washer (brass)	AUC 5026	31	1					

